



the MMP

SALES BROCHURE 售樓說明書

01	一手住宅物業買家須知 NOTES TO PURCHASERS OF FIRST-HAND RESIDENTIAL PROPERTIES	18	對買方的警告 WARNING TO PURCHASERS
02	發展項目的資料 INFORMATION ON THE DEVELOPMENT	19	發展項目中的建築物的橫截面圖 CROSS-SECTION PLAN OF BUILDING IN THE DEVELOPMENT
03	賣方及有參與發展項目的其他人的資料 INFORMATION ON VENDOR AND THE OTHERS INVOLVED IN THE DEVELOPMENT	20	立面圖 ELEVATION PLAN
04	有參與發展項目的各方的關係 RELATIONSHIP BETWEEN PARTIES INVOLVED IN THE DEVELOPMENT	21	發展項目中的公用設施的資料 INFORMATION ON COMMON FACILITIES IN THE DEVELOPMENT
05	發展項目的設計的資料 INFORMATION ON DESIGN OF THE DEVELOPMENT	22	閱覽圖則及公契 INSPECTION OF PLANS AND DEED OF MUTUAL COVENANT
06	物業管理的資料 INFORMATION ON PROPERTY MANAGEMENT	23	裝置、裝修物料及設備 FITTINGS, FINISHES AND APPLIANCES
07	發展項目的所在位置圖 LOCATION PLAN OF THE DEVELOPMENT	24	服務協議 SERVICE AGREEMENTS
08	發展項目的鳥瞰照片 AERIAL PHOTOGRAPH OF THE DEVELOPMENT	25	地稅 GOVERNMENT RENT
09	關乎發展項目的分區計劃大綱圖等 OUTLINE ZONING PLAN ETC. RELATING TO THE DEVELOPMENT	26	買方的雜項付款 MISCELLANEOUS PAYMENTS BY PURCHASER
10	發展項目的布局圖 LAYOUT PLAN OF THE DEVELOPMENT	27	欠妥之處的保養責任期 DEFECT LIABILITY WARRANTY PERIOD
11	發展項目的住宅物業的樓面平面圖 FLOOR PLANS OF RESIDENTIAL PROPERTIES IN THE DEVELOPMENT	28	斜坡維修 MAINTENANCE OF SLOPES
12	發展項目中的住宅物業的面積 AREA OF RESIDENTIAL PROPERTIES IN THE DEVELOPMENT	29	修訂 MODIFICATION
13	發展項目中的停車位的樓面平面圖 FLOOR PLANS OF PARKING SPACES IN THE DEVELOPMENT	30	有關資料 RELEVANT INFORMATION
14	臨時買賣合約的摘要 SUMMARY OF PRELIMINARY AGREEMENT FOR SALE AND PURCHASE	31	發展項目指定的互聯網網站的網址 THE ADDRESS OF WEBSITE DESIGNATED FOR THE DEVELOPMENT
15	公契的摘要 SUMMARY OF DEED OF MUTUAL COVENANT	32	申請建築物總樓面面積寬免的資料 INFORMATION IN APPLICATION FOR CONCESSION ON GROSS FLOOR AREA OF BUILDING
16	批地文件的摘要 SUMMARY OF LAND GRANT	33	日後可能出現改變 POSSIBLE FUTURE CHANGE
17	公共設施及公眾休憩用地的資料 INFORMATION ON PUBLIC FACILITIES AND PUBLIC OPEN SPACES		

您在購置一手住宅物業之前，應留意下列事項：

適用於所有一手住宅物業

1. 重要資訊

- 瀏覽一手住宅物業銷售資訊網（下稱「銷售資訊網」）（網址：www.srpe.gov.hk），參考「銷售資訊網」內有關一手住宅物業的市場資料。
- 閱覽賣方就該發展項目所指定的互聯網網站內的有關資訊，包括售樓說明書、價單、載有銷售安排的文件，及成交紀錄冊。
- 發展項目的售樓說明書，會在該項目的出售日期前最少七日向公眾發布，而有關價單和銷售安排，亦會在該項目的出售日期前最少三日公布。
- 在賣方就有關發展項目所指定的互聯網網站，以及「銷售資訊網」內，均載有有關物業成交資料的成交紀錄冊，以供查閱。

2. 費用、按揭貸款和樓價

- 計算置業總開支，包括律師費、按揭費用、保險費，以及印花稅。
- 向銀行查詢可否取得所需的按揭貸款，然後選擇合適的還款方式，並小心計算按揭貸款金額，以確保貸款額沒有超出本身的負擔能力。
- 查閱同類物業最近的成交價格，以作比較。
- 向賣方或地產代理瞭解，您須付予賣方或該發展項目的管理人的預計的管理費、管理費上期金額（如有）、特別基金金額（如有）、補還的水、電力及氣體按金（如有），以及 / 或清理廢料的費用（如有）。

3. 價單、支付條款，以及其他財務優惠

- 賣方未必會把價單所涵蓋的住宅物業悉數推售，因此應留意有關的銷售安排，以了解賣方會推售的住宅物業為何。賣方會在有關住宅物業推售日期前最少三日公布銷售安排。
- 留意價單所載列的支付條款。倘買家可就購置有關住宅物業而連帶獲得價格折扣、贈品，或任何財務優惠或利益，上述資訊亦會在價單內列明。
- 如您擬選用由賣方指定的財務機構提供的各類按揭貸款計劃，在簽訂臨時買賣合約前，應先細閱有關價單內列出的按揭貸款計劃資料¹。如就該些按揭貸款計劃的詳情有任何疑問，應在簽訂臨時買賣合約前，直接向有關財務機構查詢。

4. 物業的面積及四周環境

- 留意載於售樓說明書和價單內的物業面積資料，以及載於價單內的每平方呎 / 每平方米售價。根據《一手住宅物業銷售條例》（第 621 章）（下稱「條例」），賣方只可以實用面積表達住宅物業的面積和每平方呎及平方米的售價。就住宅物業而言，實用面積指該住宅物業的樓面面積，包括在構成該物業的一部分的範圍內的以下每一項目的樓面面積：(i) 露台；(ii) 工作平台；以及 (iii) 陽台。

實用面積並不包括空調機房、窗台、閣樓、平台、花園、停車位、天台、梯屋、前庭及庭院的每一項目的面積，即使該些項目構成該物業的一部分的範圍。

- 售樓說明書必須顯示發展項目中所有住宅物業的樓面平面圖。在售樓說明書所載有關發展項目中住宅物業的每一份樓面平面圖，均須述明每個住宅物業的外部 and 內部尺寸²。售樓說明書所提供有關住宅物業外部和內部的尺寸，不會把批盪和裝飾物料包括在內。買家收樓前如欲購置家具，應留意這點。
- 親臨發展項目的所在地實地視察，以了解有關物業的四周環境（包括交通和社區設施）；亦應查詢有否任何城市規劃方案和議決，會對有關的物業造成影響；參閱載於售樓說明書內的位置圖、鳥瞰照片、分區計劃大綱圖，以及橫截面圖。

5. 售樓說明書

- 確保所取得的售樓說明書屬最新版本。根據條例，提供予公眾的售樓說明書必須是在之前的三個月之內印製或檢視、或檢視及修改。
- 如屬未落成發展項目，賣方在認為有需要時可改動建築圖則（如有的話），因此應留意由賣方提供的任何經修改的售樓說明書，以了解有關未落成發展項目的最新資料。
- 閱覽售樓說明書，並須特別留意以下資訊：
 - 售樓說明書內有否關於「有關資料」的部分，列出賣方知悉但並非為一般公眾人士所知悉，關於相當可能對享用有關住宅物業造成重大影響的事宜的資料。請注意，已在土地註冊處註冊的文件，其內容不會被視為「有關資料」；
 - 橫截面圖會顯示有關建築物相對毗連該建築物的每條街道的橫截面，以及每條上述街道與已知基準面和該建築物最低的一層住宅樓層的水平相對的水平。橫截面圖能以圖解形式，顯示出建築物最低一層住宅樓層和街道水平的高低差距，不論該最低住宅樓層以何種方式命名；
 - 室內和外部的裝置、裝修物料和設備；
 - 管理費按甚麼基準分擔；
 - 小業主有否責任或需要分擔管理、營運或維持有關發展項目以內或以外的公眾休憩用地或公共設施的開支，以及有關公眾休憩用地或公共設施的位置；以及
 - 小業主是否須要負責維修斜坡。

¹ 按揭貸款計劃的資料包括有關按揭貸款計劃對借款人的最低收入的要求、就第一按揭連同第二按揭可獲得的按揭貸款金額上限、最長還款年期、整個還款期內的按揭利率變化，以及申請人須繳付的手續費。

² 根據條例附表 1 第 1 部第 10(2)(d) 條述明，售樓說明書內顯示的發展項目中的住宅物業的每一份樓面平面圖須述明以下各項－

- (i) 每個住宅物業的外部尺寸；
- (ii) 每個住宅物業的內部尺寸；
- (iii) 每個住宅物業的內部間隔的厚度；
- (iv) 每個住宅物業內個別分隔室的外部尺寸。

根據條例附表 1 第 1 部第 10(3) 條，如有關發展項目的經批准的建築圖則，提供條例附表 1 第 1 部第 10(2)(d) 條所規定的資料，樓面平面圖須述明如此規定的該資料。

6. 政府批地文件和公契

- 閱覽政府批地文件和公契（或公契擬稿）。公契內載有天台和外牆業權等相關資料。賣方會在售樓處提供政府批地文件和公契（或公契擬稿）的複本，供準買家免費閱覽。
- 留意政府批地文件內所訂明小業主是否須要負責支付地稅。
- 留意公契內訂明有關物業內可否飼養動物。

7. 售樓處內有關可供揀選住宅物業的資料

- 向賣方查詢清楚有哪些一手住宅物業可供揀選。若賣方在售樓處內展示「消耗表」，您可從該「消耗表」得悉在每個銷售日的銷售進度資料，包括在該個銷售日開始時有哪些住宅物業可供出售，以及在該個銷售日內有哪些住宅物業已獲揀選及售出。
- 切勿隨便相信有關發展項目銷情的傳言，倉卒簽立臨時買賣合約。

8. 成交紀錄冊

- 留意發展項目的成交紀錄冊。賣方須於臨時買賣合約訂立後的 24 小時內，於紀錄冊披露該臨時買賣合約的資料，以及於買賣合約訂立後一個工作天內，披露該買賣合約的資料。您可透過成交紀錄冊得悉發展項目的銷售情況。
- 切勿將賣方接獲用作登記的購樓意向書或本票的數目視為銷情指標。發展項目的成交紀錄冊才是讓公眾掌握發展項目每日銷售情況的最可靠資料來源。

9. 買賣合約

- 確保臨時買賣合約和買賣合約包含條例所規定的強制性條文。
- 留意有關物業買賣交易所包括的裝置、裝修物料和設備，須在臨時買賣合約和買賣合約上列明。
- 留意夾附於買賣合約的圖則。該圖則會顯示所有賣方售予您的物業面積，而該面積通常較該物業的實用面積為大。
- 留意賣方有權改動未落成發展項目的建築圖則（如有的話）。如屬未落成發展項目，條例規定物業的買賣合約須載有強制性條文，列明如有關改動在任何方面對該物業造成影響，賣方須在改動獲建築事務監督批准後的 14 日內，將該項改動以書面通知買家。
- 訂立臨時買賣合約時，您須向擁有人（即賣方）支付樓價 5% 的臨時訂金。
- 如您在訂立臨時買賣合約後五個工作日（工作日指並非公眾假日、星期六、黑色暴雨警告日或烈風警告日的日子）之內，沒有簽立買賣合約，該臨時買賣合約即告終止，有關臨時訂金（即樓價的 5%）會被沒收，而擁有人（即賣方）不得因您沒有簽立買賣合約而對您提出進一步申索。
- 在訂立臨時買賣合約後的五個工作日之內，倘您簽立買賣合約，則擁有人（即賣方）必須在訂立該臨時買賣合約後的八個工作日之內簽立買賣合約。
- 有關的訂金，應付予負責為所涉物業擔任保證金保存人的律師事務所。

10. 表達購樓意向

- 留意在賣方（包括其獲授權代表）就有關住宅物業向公眾提供價單前，賣方不得尋求或接納任何對有關住宅物業的購樓意向（不論是否屬明確選擇購樓意向）。因此您不應向賣方或其授權代表提出有關意向。
- 留意在有關住宅物業的銷售開始前，賣方（包括其獲授權代表）不得尋求或接納任何對該物業的有明確選擇購樓意向。因此您不應向賣方或其授權代表提出有關意向。

11. 委託地產代理

- 留意倘賣方委任一個或多於一個地產代理，以協助銷售其發展項目內任何指明住宅物業，該發展項目的價單必須列明在價單印刷日期當日所有獲委任為地產代理的姓名 / 名稱。
- 您可委託任何地產代理（不一定是賣方所指定的地產代理），以協助您購置發展項目內任何指明住宅物業；您亦可不委託任何地產代理。
- 委託地產代理以物色物業前，您應該 —
 - 了解該地產代理是否只代表您行事。該地產代理若同時代表賣方行事，倘發生利益衝突，未必能夠保障您的最大利益；
 - 了解您須否支付佣金予該地產代理。若須支付，有關的佣金金額和支付日期為何；以及
 - 留意只有持牌地產代理或營業員才可以接受您的委託。如有疑問，應要求該地產代理或營業員出示其「地產代理證」，或瀏覽地產代理監管局的網頁（網址：www.eaa.org.hk），查閱牌照目錄。

12. 委聘律師

- 考慮自行委聘律師，以保障您的利益。該律師若同時代表賣方行事，倘發生利益衝突，未必能夠保障您的最大利益。
- 比較不同律師的收費。

適用於一手未落成住宅物業

13. 預售樓花同意書

- 洽購地政總署「預售樓花同意方案」下的未落成住宅物業時，應向賣方確認地政總署是否已就該發展項目批出「預售樓花同意書」。

14. 示範單位

- 賣方不一定須設置示範單位供準買家或公眾參觀，但賣方如為某指明住宅物業設置示範單位，必須首先設置該住宅物業的無改動示範單位，才可設置該住宅物業的經改動示範單位，並可以就該住宅物業設置多於一個經改動示範單位。

- 參觀示範單位時，務必視察無改動示範單位，以便與經改動示範單位作出比較。然而，條例並沒有限制賣方安排參觀無改動示範單位及經改動示範單位的先後次序。
- 賣方設置示範單位供公眾參觀時，應已提供有關發展項目的售樓說明書。因此，緊記先行索取售樓說明書，以便在參觀示範單位時參閱相關資料。
- 您可以在無改動示範單位及經改動示範單位中進行量度，並在無改動示範單位內拍照或拍攝影片，惟在確保示範單位參觀者人身安全的前提下，賣方可能會設定合理的限制。

適用於一手未落成住宅物業及尚待符合條件的已落成住宅物業

15. 預計關鍵日期及收樓日期

- 查閱售樓說明書中有關發展項目的預計關鍵日期³。
 - 售樓說明書中有關發展項目的預計關鍵日期並不同買家的「收樓日期」。買家的「收樓日期」一般會較發展項目的預計關鍵日期遲。然而，假若發展項目比預期早落成，「收樓日期」可能會較售樓說明書列出的預計關鍵日期為早。
- 收樓日期
 - 條例規定買賣合約須載有強制性條文，列明賣方須於買賣合約內列出的預計關鍵日期後的 14 日內，以書面為發展項目申請佔用文件、合格證明書，或地政總署署長的轉讓同意（視屬何種情況而定）。
 - > 如發展項目屬地政總署預售樓花同意方案所規管，賣方須在合格證明書或地政總署署長的轉讓同意發出後的一個月內（以較早者為準），就賣方有能力有效地轉讓有關物業一事，以書面通知買家；或
 - > 如發展項目並非屬地政總署預售樓花同意方案所規管，賣方須在佔用文件（包括佔用許可證）發出後的六個月內，就賣方有能力有效地轉讓有關物業一事，以書面通知買家。
 - 條例規定買賣合約須載有強制性條文，列明有關物業的買賣須於賣方發出上述通知的日期的 14 日內完成。有關物業的買賣完成後，賣方將安排買家收樓事宜。
- 認可人士可批予在預計關鍵日期之後完成發展項目
 - 條例規定買賣合約須載有強制性條文，列明發展項目的認可人士可以在顧及純粹由以下一個或多於一個原因所導致的延遲後，批予在預計關鍵日期之後，完成發展項目：
 - > 工人罷工或封閉工地；
 - > 暴動或內亂；
 - > 不可抗力或天災；
 - > 火警或其他賣方所不能控制的意外；
 - > 戰爭；或
 - > 惡劣天氣。

- 發展項目的認可人士可以按情況，多於一次批予延後預計關鍵日期以完成發展項目，即收樓日期可能延遲。
 - 條例規定買賣合約須載有強制性條文，列明賣方須於認可人士批予延期後的 14 日內，向買家提供有關延期證明書的文本。
- 如對收樓日期有任何疑問，可向賣方查詢。

適用於一手已落成住宅物業

16. 賣方資料表格

- 確保取得最近三個月內印製有關您擬購買的一手已落成住宅物業的「賣方資料表格」。

17. 參觀物業

- 購置住宅物業前，確保已獲安排參觀您打算購置的住宅物業。倘參觀有關物業並非合理地切實可行，則應參觀與有關物業相若的物業，除非您以書面同意賣方無須開放與有關物業相若的物業供您參觀。您應仔細考慮，然後才決定是否簽署豁免上述規定的書面同意。
- 除非有關物業根據租約持有，或為確保物業參觀者的人身安全而須設定合理限制，您可以對該物業進行量度、拍照或拍攝影片。

³ 一般而言，「關鍵日期」指該項目符合批地文件的條件的日期，或該項目在遵照經批准的建築圖則的情況下或按照豁免證明書的發出的條件在各方面均屬完成的日期。有關詳情請參閱條例第 2 條。



任何與賣方銷售受條例所規管的一手住宅物業有關的投訴和查詢，請與一手住宅物業銷售監管局聯絡。

網址：www.srpa.gov.hk

電話：2817 3313

電郵：enquiry_srpa@hd.gov.hk

傳真：2219 2220

其他相關聯絡資料：

消費者委員會

網址：www.consumer.org.hk

電話：2929 2222

電郵：cc@consumer.org.hk

傳真：2856 3611

地產代理監管局

網址：www.eaa.org.hk

電話：2111 2777

電郵：enquiry@eaa.org.hk

傳真：2598 9596

香港地產建設商會

電話：2826 0111

傳真：2845 2521

一手住宅物業銷售監管局

2023 年 3 月

You are advised to take the following steps before purchasing first-hand residential properties.

For all first-hand residential properties

1. Important information

- Make reference to the materials available on the Sales of First-hand Residential Properties Electronic Platform (SRPE) (www.srpe.gov.hk) on the first-hand residential property market.
- Study the information on the website designated by the vendor for the development, including the sales brochure, price lists, documents containing the sales arrangements, and the register of transactions of a development.
- Sales brochure for a development will be made available to the general public at least 7 days immediately before a date of sale while price list and sales arrangements will be made available at least 3 days immediately before the date of sale.
- Information on transactions can be found on the register of transactions on the website designated by the vendor for the development and the SRPE.

2. Fees, mortgage loan and property price

- Calculate the total expenses of the purchase, such as solicitors' fees, mortgage charges, insurance fees and stamp duties.
- Check with banks to find out if you will be able to obtain the needed mortgage loan, select the appropriate payment method and calculate the amount of the mortgage loan to ensure it is within your repayment ability.
- Check recent transaction prices of comparable properties for comparison.
- Check with the vendor or the estate agent the estimated management fee, the amount of management fee payable in advance (if any), special fund payable (if any), the amount of reimbursement of the deposits for water, electricity and gas (if any), and/or the amount of debris removal fee (if any) you have to pay to the vendor or the manager of the development.

3. Price list, payment terms and other financial incentives

- Vendors may not offer to sell all the residential properties that are covered in a price list. To know which residential properties the vendors may offer to sell, pay attention to the sales arrangements which will be announced by the vendors at least 3 days before the relevant residential properties are offered to be sold.
- Pay attention to the terms of payment as set out in a price list. If there are discounts on the price, gift, or any financial advantage or benefit to be made available in connection with the purchase of the residential properties, such information will also be set out in the price list.
- If you intend to opt for any mortgage loan plans offered by financial institutions specified by the vendor, before entering into a preliminary agreement for sale and purchase (PASP), you must study the details of various mortgage loan plans¹ as set out in the price list concerned. If you have any questions about these mortgage loan plans, you should check with the financial institutions concerned direct before entering into a PASP.

4. Property area and its surroundings

- Pay attention to the area information in the sales brochure and price list, and price per square foot/metre in the price list. According to the Residential Properties (First-hand Sales) Ordinance (Cap. 621) (the Ordinance), vendors can only present the area and price per square foot and per square metre of a residential property using saleable area. Saleable area, in relation to a residential property, means the floor area of the residential property, and includes the floor area of every one of the following to the extent that it forms part of the residential property - (i) a balcony; (ii) a utility platform; and (iii) a verandah. The saleable area excludes the area of the following which forms part of the residential property - air-conditioning plant room; bay window; cockloft; flat roof; garden; parking space; roof; stairhood; terrace and yard.
- Floor plans of all residential properties in the development have to be shown in the sales brochure. In a sales brochure, floor plans of residential properties in the development must state the external and internal dimensions of each residential property². The external and internal dimensions of residential properties as provided in the sales brochure exclude plaster and finishes. You are advised to note this if you want to buy furniture before handing over of the residential property.
- Visit the development site and get to know the surroundings of the property (including transportation and community facilities). Check town planning proposals and decisions which may affect the property. Take a look at the location plan, aerial photograph, outline zoning plan and cross-section plan that are provided in the sales brochure.

5. Sales brochure

- Ensure that the sales brochure obtained is the latest version. According to the Ordinance, the sales brochure made available to the public should be printed or examined, or examined and revised within the previous 3 months.
- In respect of an uncompleted development, the vendor may alter the building plans (if any) whenever the vendor considers necessary. To know the latest information of an uncompleted development, keep paying attention to any revised sales brochures made available by the vendor.

¹ The details of various mortgage loan plans include the requirements for mortgagors on minimum income level, the loan limit under the first mortgage and second mortgage, the maximum loan repayment period, the change of mortgage interest rate throughout the entire repayment period, and the payment of administrative fees.

² According to section 10(2)(d) in Part 1 of Schedule 1 to the Ordinance, each of the floor plans of the residential properties in the development in the sales brochure must state the following—
 (i) the external dimensions of each residential property;
 (ii) the internal dimensions of each residential property;
 (iii) the thickness of the internal partitions of each residential property;
 (iv) the external dimensions of individual compartments in each residential property.
 According to section 10(3) in Part 1 of Schedule 1 to the Ordinance, if any information required by section 10(2)(d) in Part 1 of Schedule 1 to the Ordinance is provided in the approved building plans for the development, a floor plan must state the information as so provided.

- Read through the sales brochure and in particular, check the following information in the sales brochure –
 - whether there is a section on “relevant information” in the sales brochure, under which information on any matter that is known to the vendor but is not known to the general public, and is likely to materially affect the enjoyment of a residential property will be set out. Please note that information contained in a document that has been registered with the Land Registry will not be regarded as “relevant information”;
 - the cross-section plan showing a cross-section of the building in relation to every street adjacent to the building, and the level of every such street in relation to a known datum and to the level of the lowest residential floor of the building. This will help you visualize the difference in height between the lowest residential floor of a building and the street level, regardless of how that lowest residential floor is named;
 - interior and exterior fittings and finishes and appliances;
 - the basis on which management fees are shared;
 - whether individual owners have obligations or need to share the expenses for managing, operating and maintaining the public open space or public facilities inside or outside the development, and the location of the public open space or public facilities; and
 - whether individual owners have responsibility to maintain slopes.

6. Government land grant and deed of mutual covenant (DMC)

- Read the Government land grant and the DMC (or the draft DMC). Information such as ownership of the rooftop and external walls can be found in the DMC. The vendor will provide copies of the Government land grant and the DMC (or the draft DMC) at the place where the sale is to take place for free inspection by prospective purchasers.
- Check the Government land grant on whether individual owners are liable to pay Government rent.
- Check the DMC on whether animals can be kept in the residential property.

7. Information on Availability of Residential Properties for Selection at Sales Office

- Check with the vendor which residential properties are available for selection. If a “consumption table” is displayed by the vendor at the sales office, you may check from the table information on the progress of sale on a date of sale, including which residential properties are offered for sale at the beginning of that date of sale and which of them have been selected and sold during that date of sale.
- Do not believe in rumours about the sales condition of the development and enter into a PASP rashly.

8. Register of Transactions

- Pay attention to the register of transactions for a development. A vendor must, within 24 hours after entering into a PASP with a purchaser, enter transaction information of the PASP in the register of transactions. The vendor must, within 1 working day after entering into an agreement for sale and purchase (ASP), enter transaction information of the ASP in the register of transactions. Check the register of transactions for the concerned development to learn more about the sales condition of the development.
- Never take the number of registrations of intent or cashier orders a vendor has received for the purpose of registration as an indicator of the sales volume of a development. The register of transactions for a development is the most reliable source of information from which members of the public can grasp the daily sales condition of the development.

9. Agreement for sale and purchase

- Ensure that the PASP and ASP include the mandatory provisions as required by the Ordinance.
- Pay attention that fittings, finishes and appliances to be included in the sale and purchase of the property are inserted in the PASP and ASP.
- Pay attention to the area plan annexed to the ASP which shows the total area which the vendor is selling to you. The total area which the vendor is selling to you is normally greater than the saleable area of the property.
- Pay attention to the vendor’s right to alter the building plans (if any) for an uncompleted development. The mandatory provisions to be incorporated in an ASP for uncompleted development as required by the Ordinance include a provision requiring the vendor to notify the purchaser in writing of such alteration if the same affects in any way the property within 14 days after its having been approved by the Building Authority.
- A preliminary deposit of **5%** of the purchase price is payable by you to the owner (i.e. the seller) on entering into a PASP.
- If you do not execute the ASP within **5 working days** (working day means a day that is not a general holiday or a Saturday or a black rainstorm warning day or gale warning day) after entering into the PASP, the PASP is terminated, the preliminary deposit (i.e. 5% of the purchase price) is forfeited, and the owner (i.e. the seller) does not have any further claim against you for not executing the ASP.
- If you execute the ASP within 5 working days after the signing of the PASP, the owner (i.e. the seller) must execute the ASP within 8 working days after entering into the PASP.
- The deposit should be made payable to the solicitors’ firm responsible for stakeholding purchasers’ payments for the property.

10. Expression of intent of purchasing a residential property

- Note that vendors (including their authorized representative(s)) should not seek or accept any specific or general expression of intent of purchasing any residential property before the relevant price lists for such properties are made available to the public. You therefore should not make such an offer to the vendors or their authorized representative(s).
- Note that vendors (including their authorized representative(s)) should not seek or accept any specific expression of intent of purchasing a particular residential property before the sale of the property has commenced. You therefore should not make such an offer to the vendors or their authorized representative(s).

11. Appointment of estate agent

- Note that if the vendor has appointed one or more than one estate agents to act in the sale of any specified residential property in the development, the price list for the development must set out the name of all the estate agents so appointed as at the date of printing of the price list.
- You may appoint any estate agent (not necessarily from those estate agency companies appointed by the vendor) to act in the purchase of any specified residential property in the development, and may also not appoint any estate agent to act on your behalf.
- Before you appoint an estate agent to look for a property, you should –
 - find out whether the agent will act on your behalf only. If the agent also acts for the vendor, he/she may not be able to protect your best interests in the event of a conflict of interest;
 - find out whether any commission is payable by you to the estate agent and, if so, its amount and the time of payment; and
 - note that only licensed estate agents or salespersons may accept your appointment. If in doubt, you should request the estate agent or salesperson to produce his/her Estate Agent Card, or check the Licence List on the Estate Agents Authority website: www.eaa.org.hk.

12. Appointment of solicitor

- Consider appointing your own solicitor to protect your interests. If the solicitor also acts for the vendor, he/she may not be able to protect your best interests in the event of a conflict of interest.
- Compare the charges of different solicitors.

For first-hand uncompleted residential properties**13. Pre-sale Consent**

- For uncompleted residential property under the Lands Department Consent Scheme, seek confirmation from the vendor whether the “Pre-sale Consent” has been issued by the Lands Department for the development.

14. Show Flats

- While the vendor is not required to make any show flat available for viewing by prospective purchasers or the general public, if the vendor wishes to make available show flats of a specified residential property, the vendor must first of all make available an unmodified show flat of that residential property and that, having made available such unmodified show flat, the vendor may then make available a modified show flat of that residential property. In this connection, the vendor is allowed to make available more than one modified show flat of that residential property.
- If you visit the show flats, you should always look at the unmodified show flats for comparison with the modified show flats. That said, the Ordinance does not restrict the discretion of the vendor in arranging the sequence of the viewing of unmodified and modified show flats.
- Sales brochure of the development should have been made available to the public when the show flat is made available for viewing. You are advised to get a copy of the sales brochure and make reference to it when viewing the show flats.

- You may take measurements in modified and unmodified show flats, and take photographs or make video recordings of unmodified show flats, subject to reasonable restriction(s) which may be set by the vendor for ensuring safety of the persons viewing the show flat.

For first-hand uncompleted residential properties and completed residential properties pending compliance**15. Estimated material date and handing over date**

- Check the estimated material date³ for the development in the sales brochure.
 - The estimated material date for a development in the sales brochure is not the same as the date on which a residential property is handed over to purchaser. The latter is normally later than the former. However, the handing over date may be earlier than the estimated material date set out in the sales brochure in case of earlier completion of the development.
- Handing over date
 - The mandatory provisions to be incorporated in an ASP as required by the Ordinance include a provision requiring the vendor to apply in writing for an Occupation Document / a Certificate of Compliance or the Director of Lands’ Consent to Assign (as the case may be) in respect of the development within 14 days after the estimated material date as stipulated in the ASP.
 - > For development subject to the Lands Department Consent Scheme, the vendor is required to notify the purchaser in writing that the vendor is in a position validly to assign the property within one month after the issue of the Certificate of Compliance or the Consent to Assign, whichever first happens; or
 - > For development not subject to the Lands Department Consent Scheme, the vendor is required to notify the purchaser in writing that the vendor is in a position validly to assign the property within 6 months after the issue of the Occupation Document including Occupation Permit.
 - The mandatory provisions to be incorporated in an ASP as required by the Ordinance include a provision requiring completion of the sale and purchase within 14 days after the date of the notification aforesaid. Upon completion, the vendor shall arrange handover of the property to the purchaser.

³ Generally speaking, “material date” means the date on which the conditions of the land grant are complied with in respect of the development, or the date on which the development is completed in all respects in compliance with the approved building plans or the conditions subject to which the certificate of exemption is issued. For details, please refer to section 2 of the Ordinance.

- Authorized Person (AP) may grant extension(s) of time for completion of the development beyond the estimated material date.
 - The mandatory provisions to be incorporated in an ASP as required by the Ordinance include a provision that the AP of a development may grant an extension of time for completion of the development beyond the estimated material date having regard to delays caused exclusively by any one or more of the following reasons:
 - > strike or lock-out of workmen;
 - > riots or civil commotion;
 - > force majeure or Act of God;
 - > fire or other accident beyond the vendor's control;
 - > war; or
 - > inclement weather.
 - The AP may grant more than once such an extension of time depending on the circumstances. That means handover of the property may be delayed.
 - The mandatory provisions to be incorporated in an ASP as required by the Ordinance also include a provision requiring the vendor to, within 14 days after the issue of an extension of time granted by the AP, furnish the purchaser with a copy of the relevant certificate of extension.
- Ask the vendor if there are any questions on handing over date.

For first-hand completed residential properties

16. Vendor's information form

- Ensure that you obtain the "vendor's information form(s)" printed within the previous 3 months in relation to the residential property/properties you intend to purchase.

17. Viewing of property

- Ensure that, before you purchase a residential property, you are arranged to view the residential property that you would like to purchase or, if it is not reasonably practicable to view the property in question, a comparable property in the development, unless you agree in writing that the vendor is not required to arrange such a comparable property for viewing for you. You are advised to think carefully before signing any waiver.
- You may take measurements, take photographs or make video recordings of the property, unless the property is held under a tenancy or reasonable restriction(s) is/are needed to ensure safety of the persons viewing the property.

For complaints and enquiries relating to the sales of first-hand residential properties by the vendors which the Ordinance applies, please contact the Sales of First-hand Residential Properties Authority –

Website : www.srpa.gov.hk

Telephone : 2817 3313

Email : enquiry_srpa@hd.gov.hk

Fax : 2219 2220

Other useful contacts :

Consumer Council

Website : www.consumer.org.hk

Telephone : 2929 2222

Email : cc@consumer.org.hk

Fax : 2856 3611

Estate Agents Authority

Website : www.eaa.org.hk

Telephone : 2111 2777

Email : enquiry@eaa.org.hk

Fax : 2598 9596

Real Estate Developers Association of Hong Kong

Telephone : 2826 0111

Fax : 2845 2521

Sales of First-hand Residential Properties Authority

March 2023

發展項目名稱：

the MVP

街道名稱及門牌號數：

般咸道 28 號 *

* 上述臨時門牌號數有待發展項目建成時確認。

發展項目包含一幢多單位的建築物**樓層總數：**

27 層（地下至 30 樓，不包括天台、上層天台、電梯機房及頂層天台）

樓層號數：

地下、1 樓至 3 樓、5 樓至 12 樓、15 樓至 23 樓、25 樓至 30 樓、天台、
上層天台、電梯機房及頂層天台

被略去的樓層號數：

4 樓、13 樓、14 樓及 24 樓

該幢多單位建築物內的庇護層

不設庇護層

本發展項目屬未落成發展項目

- (a) 由發展項目的認可人士提供的發展項目的預計關鍵日期為 2026 年 9 月 30 日。
- (b) 預計關鍵日期，是受到買賣合約所允許的任何延期所規限的。
- (c) 根據批地文件，進行該項買賣，不需獲地政總署署長同意。為買賣合約的目的，該項目當作在佔用許可證就該項目中的每幢建築物發出的日期落成。

NAME OF THE DEVELOPMENT:

the MVP

NAME OF THE STREET AND THE STREET NUMBER:

28 Bonham Road*

*The above provisional street number is subject to confirmation when the Development is completed.

THE DEVELOPMENT CONSISTS OF ONE MULTI-UNIT BUILDING**TOTAL NUMBER OF STOREYS:**

27 Storeys (G/F to 30/F, excluding Roof, Upper Roof, Lift Machine Room and Top Roof)

FLOOR NUMBERING:

G/F, 1/F-3/F, 5/F-12/F, 15/F-23/F, 25/F-30/F, Roof,
Upper Roof, Lift Machine Room and Top Roof

OMITTED FLOOR NUMBERS:

4/F, 13/F, 14/F and 24/F

REFUGE FLOOR OF THE MULTI-UNIT BUILDING

No refuge floor

THIS DEVELOPMENT IS AN UNCOMPLETED DEVELOPMENT

- (a) The estimated material date for the Development, as provided by the Authorized Person for the Development is 30 September 2026.
- (b) The estimated material date is subject to any extension of time that is permitted under the agreement for sale and purchase.
- (c) Under the land grant, the consent of the Director of Lands is not required to be given for the sale and purchase. For the purpose of the agreement for sale and purchase, the development is deemed to be completed on the date on which an occupation permit for every building in the development is issued.

賣方

Up Wealthy Limited

賣方的控權公司

英皇國際集團有限公司

英皇物業發展有限公司

發展項目的認可人士

陳展禹

發展項目的認可人士以其專業身分擔任經營人、董事或僱員的商號或法團

興業建築師樓有限公司

發展項目的承建商

正利工程有限公司

就發展項目中的住宅物業的出售而代表擁有人行事的律師事務所

國浩律師（香港）事務所

已為發展項目的建造提供貸款或已承諾為該項建造提供融資的認可機構

中國銀行（香港）有限公司

已為發展項目的建造提供貸款的任何其他人

君煒有限公司

Vendor

Up Wealthy Limited

Holding companies of the Vendor

Emperor International Holdings Limited

Emperor Property Development Limited

Authorized Person for the Development

Chan Chin Yu

The firm or corporation of which an Authorized Person for the Development is a proprietor, director or employee in his or her professional capacity

Hsin Yieh Architects & Engineers Limited

Building Contractor for the Development

Ching Lee Engineering Limited

The firm of solicitors acting for the owner in relation to the sale of residential properties in the Development

Grandall Zimmern Law Firm

Authorized institution that has made a loan, or has undertaken to provide finance, for the construction of the Development

Bank of China (Hong Kong) Limited

Any other person who has made a loan for the construction of the Development

Emperor Way Limited

(a)	賣方或有關發展項目的承建商屬個人，並屬該項目的認可人士的家人；	不適用
(b)	賣方或該項目的承建商屬合夥，而該賣方或承建商的合夥人屬上述認可人士的家人；	不適用
(c)	賣方或該項目的承建商屬法團，而該賣方或承建商 (或該賣方的控權公司) 的董事或秘書屬上述認可人士的家人；	否
(d)	賣方或該項目的承建商屬個人，並屬上述認可人士的有聯繫人士的家人；	不適用
(e)	賣方或該項目的承建商屬合夥，而該賣方或承建商的合夥人屬上述認可人士的有聯繫人士的家人；	不適用
(f)	賣方或該項目的承建商屬法團，而該賣方或承建商 (或該賣方的控權公司) 的董事或秘書屬上述認可人士的有聯繫人士的家人；	否
(g)	賣方或該項目的承建商屬個人，並屬就該項目內的住宅物業的出售代表擁有人行事的律師事務所行事的經營人的家人；	不適用
(h)	賣方或該項目的承建商屬合夥，而該賣方或承建商的合夥人屬就該項目內的住宅物業的出售代表擁有人行事的律師事務所行事的經營人的家人；	不適用
(i)	賣方或該項目的承建商屬法團，而該賣方或承建商 (或該賣方的控權公司) 的董事或秘書屬上述律師事務所的經營人的家人；	否
(j)	賣方、賣方的控權公司或有關發展項目的承建商屬私人公司，而該項目的認可人士或該認可人士的有聯繫人士持有該賣方、控權公司或承建商最少 10% 的已發行股份；	否
(k)	賣方、賣方的控權公司或該項目的承建商屬上市公司，而上述認可人士或上述有聯繫人士持有該賣方、控權公司或承建商最少 1% 的已發行股份；	否
(l)	賣方或該項目的承建商屬法團，而上述認可人士或上述有聯繫人士屬該賣方、承建商或該賣方的控權公司的僱員、董事或秘書；	否
(m)	賣方或該項目的承建商屬合夥，而上述認可人士或上述有聯繫人士屬該賣方或承建商的僱員；	不適用
(n)	賣方、賣方的控權公司或該項目的承建商屬私人公司，而就該項目中的住宅物業的出售而代表擁有人行事的律師事務所的經營人持有該賣方、控權公司或承建商最少 10% 的已發行股份；	否
(o)	賣方、賣方的控權公司或該項目的承建商屬上市公司，而上述律師事務所的經營人持有該賣方、控權公司或承建商最少 1% 的已發行股份；	否
(p)	賣方或該項目的承建商屬法團，而上述律師事務所的經營人屬該賣方或承建商或該賣方的控權公司的僱員、董事或秘書；	否
(q)	賣方或該項目的承建商屬合夥，而上述律師事務所的經營人屬該賣方或承建商的僱員；	不適用
(r)	賣方或該項目的承建商屬法團，而該項目的認可人士以其專業身分擔任董事或僱員的法團為該賣方或承建商或該賣方的控權公司的有聯繫法團；	否
(s)	賣方或該項目的承建商屬法團，而該承建商屬該賣方或該賣方的控權公司的有聯繫法團。	否

(a)	The Vendor or a building contractor for the Development is an individual, and that Vendor or contractor is an immediate family member of an Authorized Person for the Development;	Not Applicable
(b)	The Vendor or a building contractor for the Development is a partnership, and a partner of that Vendor or contractor is an immediate family member of such an Authorized Person;	Not Applicable
(c)	The Vendor or a building contractor for the Development is a corporation, and a director or the secretary of that Vendor or contractor (or a holding company of that Vendor) is an immediate family member of such an Authorized Person;	No
(d)	The Vendor or a building contractor for the Development is an individual, and that Vendor or contractor is an immediate family member of an associate of such an Authorized Person;	Not Applicable
(e)	The Vendor or a building contractor for the Development is a partnership, and a partner of that Vendor or contractor is an immediate family member of an associate of such an Authorized Person;	Not Applicable
(f)	The Vendor or a building contractor for the Development is a corporation, and a director or the secretary of that Vendor or contractor (or a holding company of that Vendor) is an immediate family member of an associate of such an Authorized Person;	No
(g)	The Vendor or a building contractor for the Development is an individual, and that Vendor or contractor is an immediate family member of a proprietor of a firm of solicitors acting for the owner in relation to the sale of residential properties in the Development;	Not Applicable
(h)	The Vendor or a building contractor for the Development is a partnership, and a partner of that Vendor or contractor is an immediate family member of a proprietor of a firm of solicitors acting for the owner in relation to the sale of residential properties in the Development;	Not Applicable
(i)	The Vendor or a building contractor for the Development is a corporation, and a director or the secretary of that Vendor or contractor (or a holding company of that Vendor) is an immediate family member of a proprietor of such a firm of solicitors;	No
(j)	The Vendor, a holding company of the Vendor, or a building contractor for the Development, is a private company, and an Authorized Person for the Development, or an associate of such an Authorized Person, holds at least 10% of the issued shares in that Vendor, holding company or contractor;	No
(k)	The Vendor, a holding company of the Vendor, or a building contractor for the Development, is a listed company, and such an Authorized Person, or such an associate, holds at least 1% of the issued shares in that Vendor, holding company or contractor;	No
(l)	The Vendor or a building contractor for the Development is a corporation, and such an Authorized Person, or such an associate, is an employee, director or secretary of that Vendor or contractor or of a holding company of that Vendor;	No
(m)	The Vendor or a building contractor for the Development is a partnership, and such an Authorized Person, or such an associate, is an employee of that Vendor or contractor;	Not Applicable
(n)	The Vendor, a holding company of the Vendor, or a building contractor for the Development, is a private company, and a proprietor of a firm of solicitors acting for the owner in relation to the sale of residential properties in the Development holds at least 10% of the issued shares in that Vendor, holding company or contractor;	No
(o)	The Vendor, a holding company of the Vendor, or a building contractor for the Development, is a listed company, and a proprietor of such a firm of solicitors holds at least 1% of the issued shares in that Vendor, holding company or contractor;	No
(p)	The Vendor or a building contractor for the Development is a corporation, and a proprietor of such a firm of solicitors is an employee, director or secretary of that Vendor or contractor or of a holding company of that Vendor;	No
(q)	The Vendor or a building contractor for the Development is a partnership, and a proprietor of such a firm of solicitors is an employee of that Vendor or contractor;	Not Applicable
(r)	The Vendor or a building contractor for the Development is a corporation, and the corporation of which an Authorized Person for the Development is a director or employee in his or her professional capacity is an associate corporation of that Vendor or contractor or of a holding company of that Vendor;	No
(s)	The Vendor or a building contractor for the Development is a corporation, and that contractor is an associate corporation of that Vendor or of a holding company of that Vendor.	No



發展項目將會有構成圍封牆的一部分的非結構的預製外牆。
發展項目的非結構的預製外牆的厚度範圍為 150 毫米。
發展項目將會有構成圍封牆的一部分的幕牆。
發展項目的幕牆的厚度範圍為 200 毫米。

每個住宅物業的非結構的預製外牆及幕牆的總面積表			
樓層	單位	每個住宅物業的非結構的預製外牆總面積 (平方米)	每個住宅物業的幕牆的總面積 (平方米)
6 樓	A	0.717	2.886
	B	0.000	1.146
	C	0.000	0.722
	D	0.420	1.710
	E	0.000	1.390
	F	0.000	1.104
7 樓至 22 樓	A	0.848	2.886
	B	0.000	1.146
	C	0.000	0.717
	D	0.550	1.786
	E	0.000	1.106
	F	0.000	1.104
23 樓至 28 樓	A	0.848	3.423
	B	0.000	1.912
	C	0.550	1.786
	D	0.000	1.104
	E	0.000	1.101
29 樓	A	1.305	6.210
30 樓	A	1.378	8.866

備註：
不設 4 樓、13 樓、14 樓及 24 樓



There will be non-structural prefabricated external walls forming part of the enclosing walls of the Development.
The range of thickness of the non-structural prefabricated external walls of the Development is 150 mm.
There will be curtain walls forming part of the enclosing walls of the Development.
The range of thickness of the curtain walls of the Development is 200 mm.

Schedule of total area of the non-structural prefabricated external walls and curtain walls of each residential property			
Floor	Flat	The total area of the non-structural prefabricated external walls of each residential property (sq.m.)	The total area of the curtain walls of each residential property (sq.m.)
6/F	A	0.717	2.886
	B	0.000	1.146
	C	0.000	0.722
	D	0.420	1.710
	E	0.000	1.390
	F	0.000	1.104
7/F-22F	A	0.848	2.886
	B	0.000	1.146
	C	0.000	0.717
	D	0.550	1.786
	E	0.000	1.106
	F	0.000	1.104
23/F-28/F	A	0.848	3.423
	B	0.000	1.912
	C	0.550	1.786
	D	0.000	1.104
	E	0.000	1.101
29/F	A	1.305	6.210
30/F	A	1.378	8.866

Note:
4/F, 13/F, 14/F and 24/F are omitted

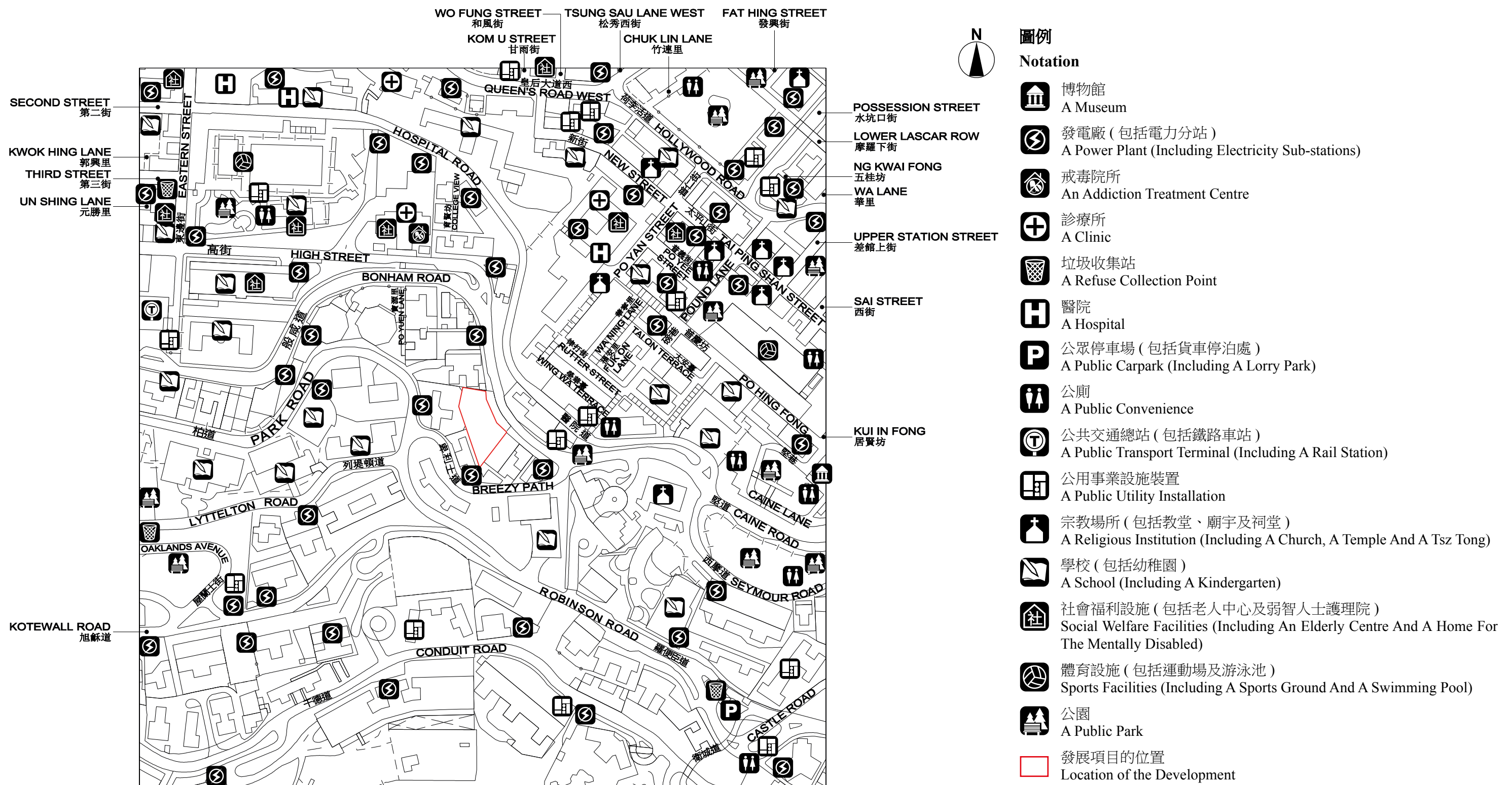


根據公契的最新擬稿獲委任為發展項目的管理人：

根據有關發展項目的公契的最新擬稿，英皇物業管理（香港）有限公司將獲委任為發展項目的管理人。

The person to be appointed as the manager of the Development under the latest draft Deed of Mutual Covenant:

Emperor Property Management (HK) Limited will be appointed as the manager of the Development under the latest draft Deed of Mutual Covenant in respect of the Development.



比例尺 SCALE: 0m (米) 250m (米)

發展項目的位置圖：由賣方參考 2026 年 1 月 15 日修訂之地政總署測繪處之測繪圖擬備，編號為 T11-SW-A，有需要處經修正處理。

The Location Plan is prepared by the Vendor with reference to the Survey Sheet No. T11-SW-A dated 15 January 2026 from Survey and Mapping Office of the Lands Department with adjustments where necessary.

地圖由空間數據共享平台提供，香港特別行政區政府為知識產權擁有人。

The Map is provided by the CSDI Portal and intellectual property rights are owned by the Government of the HKSAR.

備註：1. 由於技術原因 (如發展項目形狀不規則)，上述位置圖可能顯示多於《一手住宅物業銷售條例》所要求顯示的範圍。| 2. 賣方建議準買方到該發展地盤作實地考察，以對該發展地盤、其周邊地區環境及附近的公共設施有較佳了解。

Notes: 1. Due to technical reasons (such as the irregular shape of the Development), this Location Plan may show more than the area required under the Residential Properties (First-hand Sales) Ordinance. | 2. The vendor advises prospective purchasers to conduct an on-site visit for a better understanding of the Development site, its surrounding environment and the public facilities nearby.



發展項目的位置
Location of the Development

摘錄自地政總署測繪處在 6,900 呎的飛行高度拍攝之鳥瞰照片，照片編號 E255534C，飛行日期：2025 年 3 月 22 日。

Adopted from part of the aerial photograph taken by the Survey and Mapping Office, Lands Department at a flying height of 6,900 feet, photograph No. E255534C, date of flight: 22 March 2025.

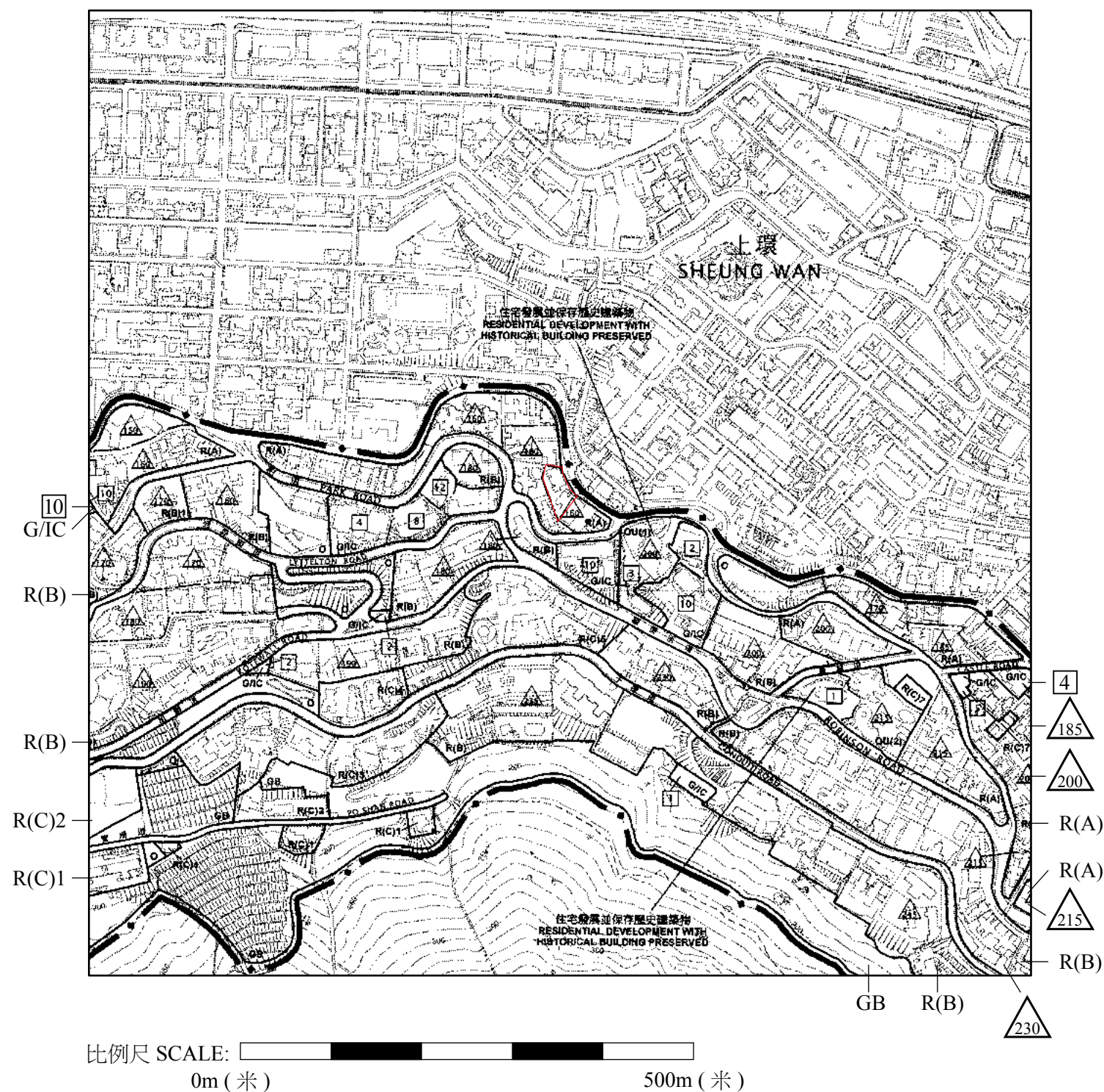
香港特別行政區政府地政總署測繪處 © 版權所有，未經許可，不得複製。

Survey and Mapping Office, Lands Department, The Government of HKSAR © Copyright reserved – reproduction by permission only.

備註：1. 發展項目的鳥瞰照片之副本可於售樓處開放時間內免費查閱。| 2. 由於技術原因（例如發展項目形狀不規則），此鳥瞰照片可能顯示多於《一手住宅物業銷售條例》所要求顯示的範圍。

Notes : 1. Copy of the aerial photograph of the Development is available for free inspection at the sales office during opening hours. | 2. Due to technical reasons (such as the irregular shape of the Development), this aerial photograph may show more than the area required under the Residential Properties (First-hand Sales) Ordinance.

本頁故意留白
This page is left blank intentionally



圖例
Notation

地帶
Zones

R(A)	住宅（甲類） Residential (Group A)
R(B)	住宅（乙類） Residential (Group B)
R(C)	住宅（丙類） Residential (Group C)
G/IC	政府、機構或社區 Government, Institution or Community
O	休憩用地 Open Space
OU	其他指定用途 Other Specified Uses
GB	綠化地帶 Green Belt
	發展項目的邊界 Boundary of the Development

交通

Communications

	主要道路及路口 Major Road and Junction
	高架道路 Elevated Road

其他

Miscellaneous

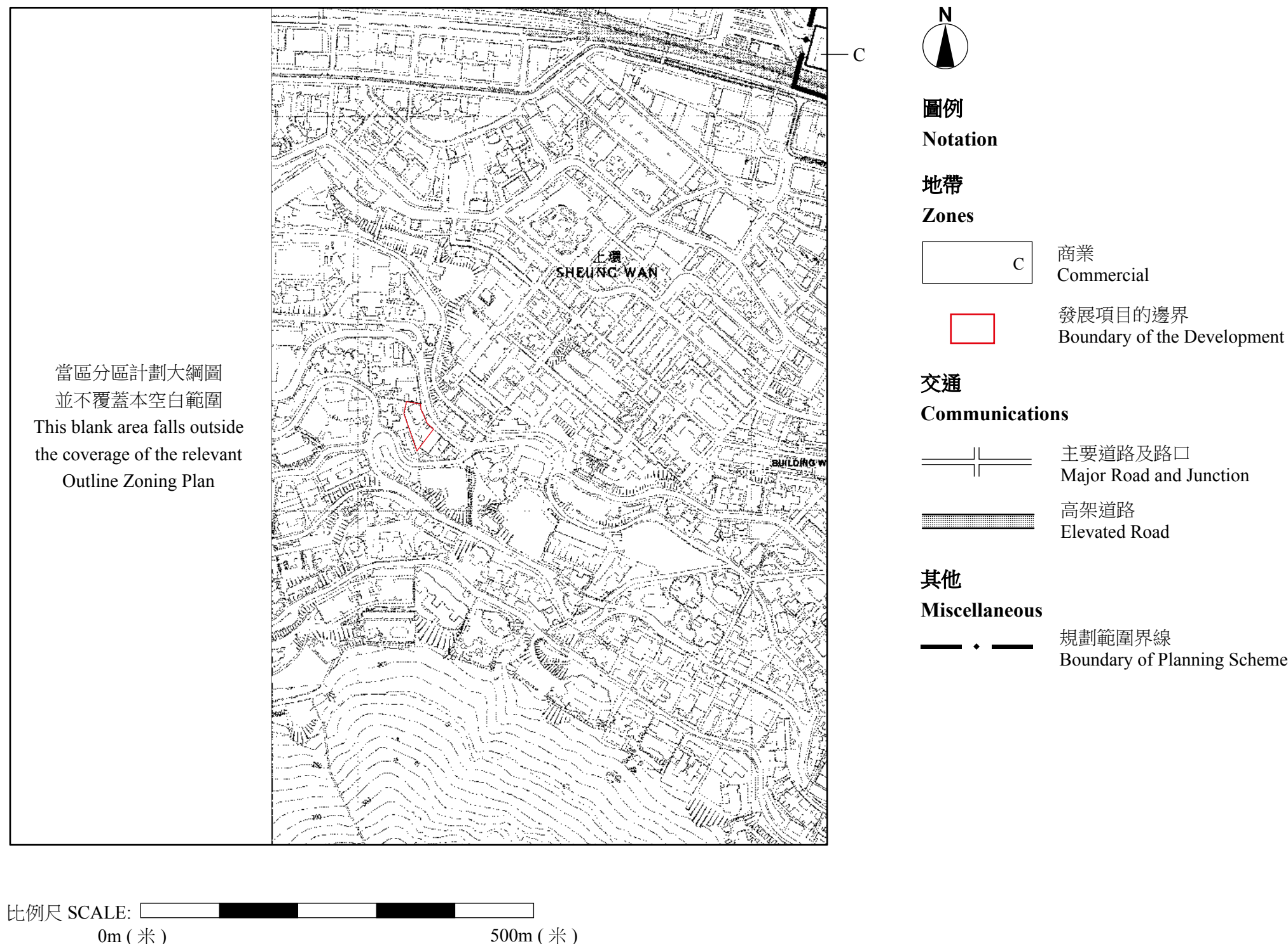
	規劃範圍界線 Boundary of Planning Scheme
	郊野公園界線 Boundary of Country Park
	建築物高度管制區界線 Building Height Control Zone Boundary
	最高建築物高度 (在主水平基準上若干米) Maximum Building Height (In Metres above Principal Datum)
	最高建築物高度 (樓層數目) Maximum Building Height (In Number of Storeys)

摘錄自 2010 年 3 月 19 日刊憲之半山區西部（港島規劃區第 11 區）分區計劃大綱核准圖，編號為 S/H11/15，經處理以紅色顯示發展項目邊界線。

Adopted from part of the approved Mid-Levels West (Hong Kong Planning Area No. 11) Outline Zoning Plan No. S/H11/15 gazetted on 19 March 2010 with adjustments to show the Development boundary.

備註：1. 分區計劃大綱圖為規劃署遵照城市規劃委員會指示擬備，版權屬香港特別行政區政府，經地政總署准許複印。| 2. 賣方建議準買方到該發展地盤作實地考察，以對該發展地盤、其周邊地區環境及附近的公共設施有較佳了解。| 3. 因技術原因，此分區計劃大綱圖所顯示的範圍多於《一手住宅物業銷售條例》所要求。| 4. 在印刷售樓說明書當日所適用的最近期更新版本分區計劃大綱圖及其附表可於售樓處開放時間內免費查閱。

Notes : 1. The Outline Zoning Plan, prepared by the Planning Department under the direction of the Town Planning Board, is reproduced with permission of the Director of Lands. © The Government of the Hong Kong SAR. | 2. The vendor advises prospective purchasers to conduct an on-site visit for a better understanding of the development site, its surrounding environment and the public facilities nearby. | 3. Due to technical reasons, this Outline Zoning Plan has shown more than the area required under the Residential Properties (First-hand Sales) Ordinance. | 4. The last updated Outline Zoning Plan and the attached schedule as at the date of printing of the sales brochure is available for free inspection at the sales office during opening hours.

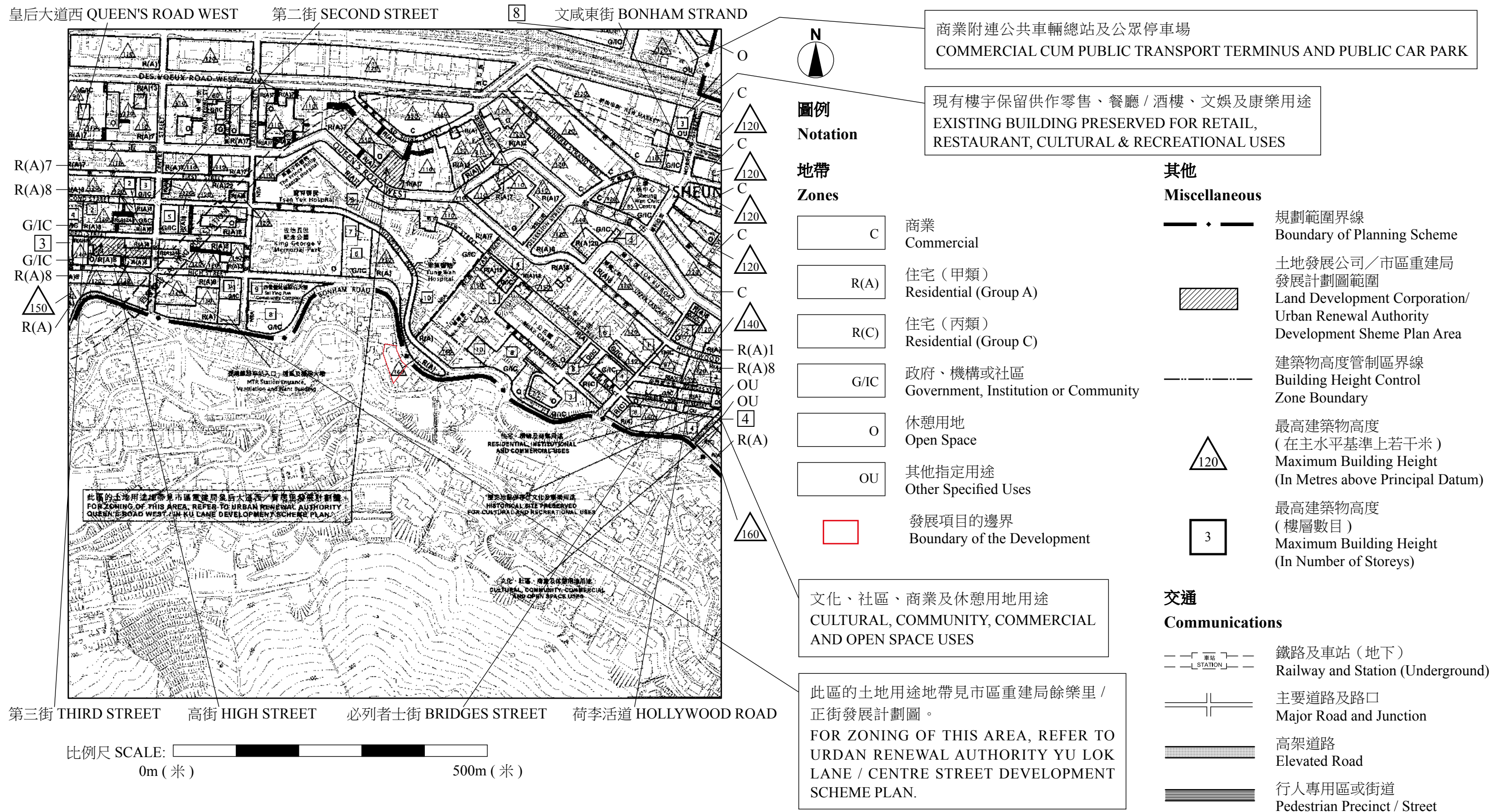


摘錄自 2019 年 5 月 24 日刊憲之中區（港島規劃區第 4 區）分區計劃大綱草圖，編號為 S/H4/17，經處理以紅色顯示發展項目邊界線。

Adopted from part of the draft Central District (Hong Kong Planning Area No. 4) Outline Zoning Plan No. S/H4/17 gazetted on 24 May 2019 with adjustments to show the Development boundary.

備註：1. 分區計劃大綱圖為規劃署遵照城市規劃委員會指示擬備，版權屬香港特別行政區政府，經地政總署准許複印。| 2. 賣方建議準買方到該發展地盤作實地考察，以對該發展地盤、其周邊地區環境及附近的公共設施有較佳了解。| 3. 因技術原因，此分區計劃大綱圖所顯示的範圍多於《一手住宅物業銷售條例》所要求。| 4. 在印刷售樓說明書當日所適用的最近期更新版本分區計劃大綱圖及其附表可於售樓處開放時間內免費查閱。

Notes : 1. The Outline Zoning Plan, prepared by the Planning Department under the direction of the Town Planning Board, is reproduced with permission of the Director of Lands. © The Government of the Hong Kong SAR. | 2. The vendor advises prospective purchasers to conduct an on-site visit for a better understanding of the development site, its surrounding environment and the public facilities nearby. | 3. Due to technical reasons, this Outline Zoning Plan has shown more than the area required under the Residential Properties (First-hand Sales) Ordinance. | 4. The last updated Outline Zoning Plan and the attached schedule as at the date of printing of the sales brochure is available for free inspection at the sales office during opening hours.



摘錄自 2020 年 11 月 13 日刊憲之西營盤及上環（港島規劃區第 3 區）分區計劃大綱核准圖，編號為 S/H3/34，經處理以紅色顯示發展項目邊界線。

Adopted from part of the approved Sai Ying Pun & Sheung Wan (Hong Kong Planning Area No. 3) Outline Zoning Plan No. S/H3/34 gazetted on 13 November 2020 with adjustments to show the Development boundary.

備註：1. 分區計劃大綱圖為規劃署遵照城市規劃委員會指示擬備，版權屬香港特別行政區政府，經地政總署准許複印。| 2. 賣方建議準買方到該發展地盤作實地考察，以對該發展地盤、其周邊地區環境及附近的公共設施有較佳了解。| 3. 因技術原因，此分區計劃大綱圖所顯示的範圍多於《一手住宅物業銷售條例》所要求。| 4. 在印刷售樓說明書當日所適用的最近期更新版本分區計劃大綱圖及其附表可於售樓處開放時間內免費查閱。

Notes : 1. The Outline Zoning Plan, prepared by the Planning Department under the direction of the Town Planning Board, is reproduced with permission of the Director of Lands. © The Government of the Hong Kong SAR. | 2. The vendor advises prospective purchasers to conduct an on-site visit for a better understanding of the development site, its surrounding environment and the public facilities nearby. | 3. Due to technical reasons, this Outline Zoning Plan has shown more than the area required under the Residential Properties (First-hand Sales) Ordinance. | 4. The last updated Outline Zoning Plan and the attached schedule as at the date of printing of the sales brochure is available for free inspection at the sales office during opening hours.



圖例
Notation

地帶
Zones

GB	綠化地帶 Green Belt
CP	郊野公園 Country Park
	發展項目的邊界 Boundary of the Development

交通

Communications

	主要道路及路口 Major Road and Junction
--	------------------------------------

其他

Miscellaneous

	規劃範圍界線 Boundary of Planning Scheme
	郊野公園界線 Boundary of Country Park
	建築物高度管制區界線 Building Height Control Zone Boundary

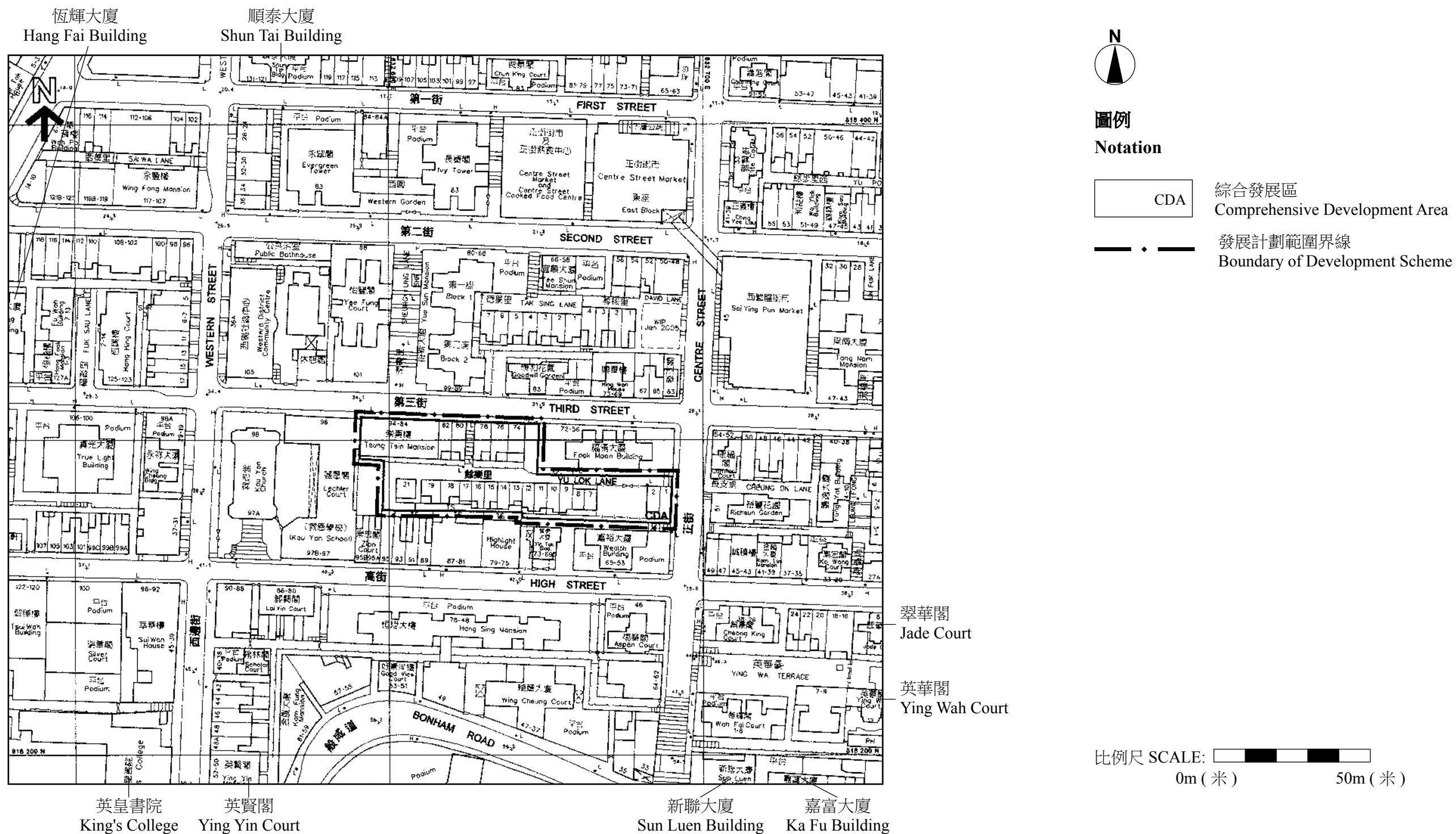
比例尺 SCALE: 0m (米) 500m (米)

摘錄自 2018 年 4 月 6 日刊憲之山頂區（港島規劃區第 14 區）分區計劃大綱核准圖，編號為 S/H14/13，經處理以紅色顯示發展項目邊界線。

Adopted from part of the approved The Peak Area (Hong Kong Planning Area No. 14) Outline Zoning Plan No. S/H14/13 gazetted on 6 April 2018 with adjustments to show the Development boundary.

備註：1. 分區計劃大綱圖為規劃署遵照城市規劃委員會指示擬備，版權屬香港特別行政區政府，經地政總署准許複印。| 2. 賣方建議準買方到該發展地盤作實地考察，以對該發展地盤、其周邊地區環境及附近的公共設施有較佳了解。| 3. 因技術原因，此分區計劃大綱圖所顯示的範圍多於《一手住宅物業銷售條例》所要求。| 4. 在印刷售樓說明書當日所適用的最近期更新版本分區計劃大綱圖及其附表可於售樓處開放時間內免費查閱。

Notes : 1. The Outline Zoning Plan, prepared by the Planning Department under the direction of the Town Planning Board, is reproduced with permission of the Director of Lands. © The Government of the Hong Kong SAR. | 2. The vendor advises prospective purchasers to conduct an on-site visit for a better understanding of the development site, its surrounding environment and the public facilities nearby. | 3. Due to technical reasons, this Outline Zoning Plan has shown more than the area required under the Residential Properties (First-hand Sales) Ordinance. | 4. The last updated Outline Zoning Plan and the attached schedule as at the date of printing of the sales brochure is available for free inspection at the sales office during opening hours.

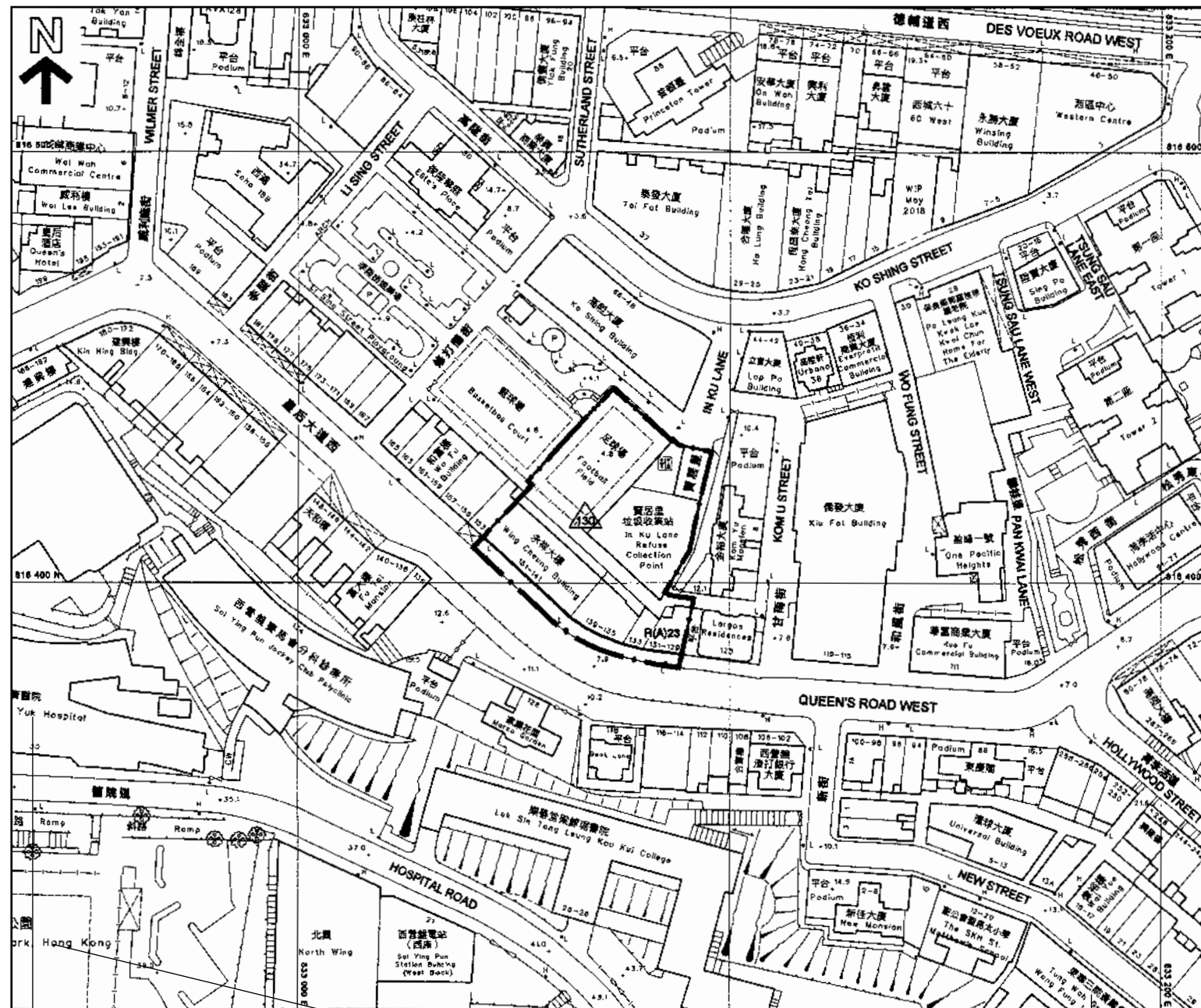


摘錄自 2007 年 4 月 20 日刊憲之市區重建局餘樂里 / 正街發展計劃核准圖，編號為 S/H3/URA2/2。

Adopted from part of the approved Urban Renewal Authority Yu Lok Lane / Centre Street Development Scheme Plan No. S/H3/URA2/2 gazetted on 20 April 2007.

備註：1. 分區計劃大綱圖為規劃署遵照城市規劃委員會指示擬備，版權屬香港特別行政區政府，經地政總署准許複印。| 2. 賣方建議準買方到該發展地盤作實地考察，以對該發展地盤、其周邊地區環境及附近的公共設施有較佳了解。| 3. 因技術原因，此分區計劃大綱圖所顯示的範圍多於《一手住宅物業銷售條例》所要求。| 4. 在印刷售樓說明書當日所適用的最近期更新版本分區計劃大綱圖及其附表可於售樓處開放時間內免費查閱。

Notes : 1. The Outline Zoning Plan, prepared by the Planning Department under the direction of the Town Planning Board, is reproduced with permission of the Director of Lands. © The Government of the Hong Kong SAR. | 2. The vendor advises prospective purchasers to conduct an on-site visit for a better understanding of the development site, its surrounding environment and the public facilities nearby. | 3. Due to technical reasons, this Outline Zoning Plan has shown more than the area required under the Residential Properties (First-hand Sales) Ordinance. | 4. The last updated Outline Zoning Plan and the attached schedule as at the date of printing of the sales brochure is available for free inspection at the sales office during opening hours.



贊育醫院

Tsan Yuk Hospital

佐治五世紀念公園

King George V Memorial Park, Hong Kong

東華三院黃鳳翎紀念大樓

Tung Wah Group of Hospitals Wong Fung Ling Memorial Building



圖例

Notation




住宅（甲類）23
Residential (Group A) 23



發展計劃範圍界線
Boundary of Development Scheme



最高建築物高度
(在主水平基準上若干米)
Maximum Building Height
(In Metres above Principal Datum)

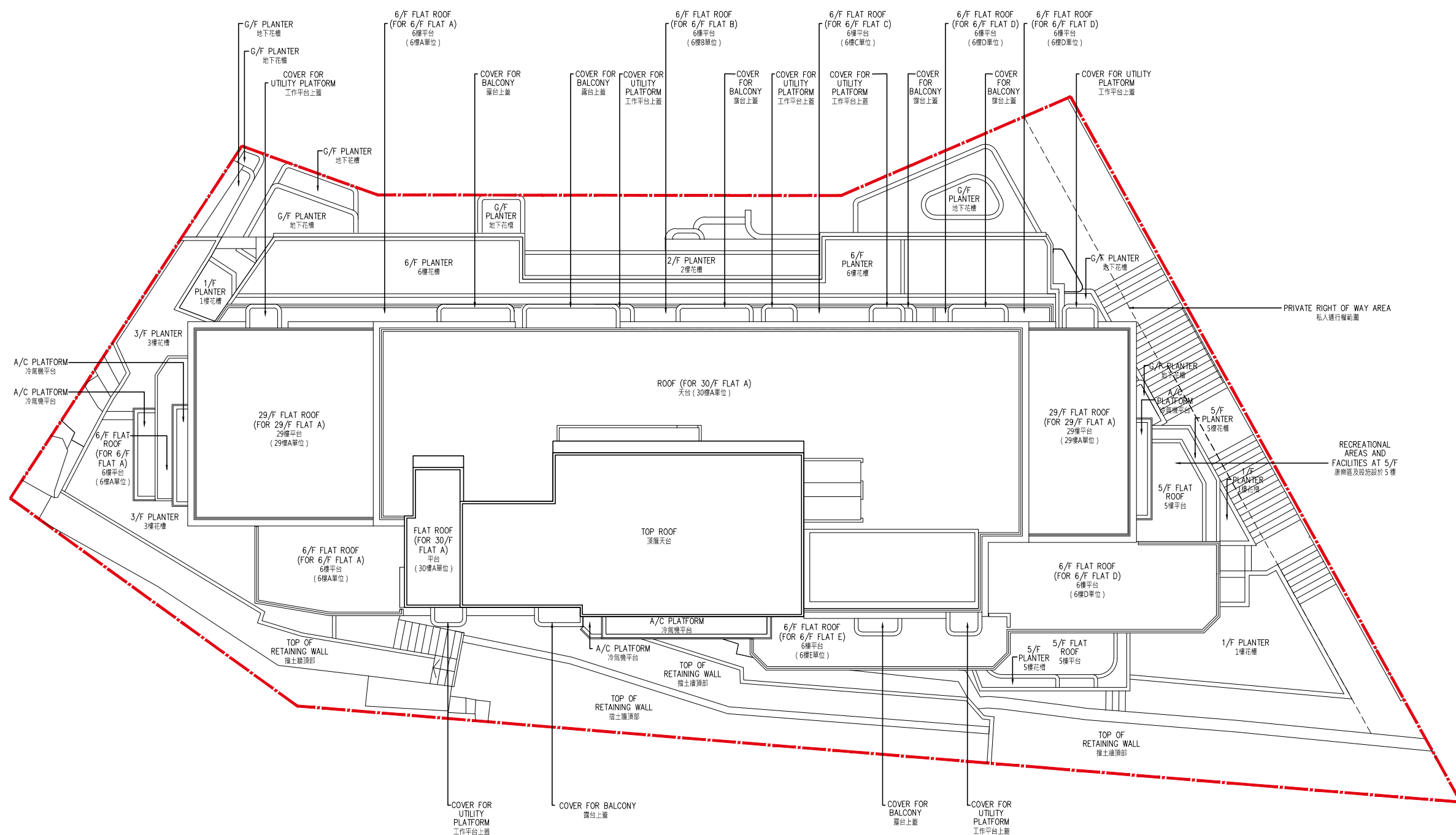
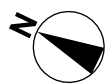
比例尺 SCALE: 
0m (米) 50m (米)

摘錄自 2019 年 7 月 19 日刊憲之市區重建局皇后大道西 / 賢居里發展計劃核准圖，編號為 S/H3/URA3/2。

Adopted from part of the approved Urban Renewal Authority Queen's Road West / In Ku Lane Development Scheme Plan No. S/H3/URA3/2 gazetted on 19 July 2019.

備註：1. 分區計劃大綱圖為規劃署遵照城市規劃委員會指示擬備，版權屬香港特別行政區政府，經地政總署准許複印。| 2. 賣方建議準買方到該發展地盤作實地考察，以對該發展地盤、其周邊地區環境及附近的公共設施有較佳了解。| 3. 因技術原因，此分區計劃大綱圖所顯示的範圍多於《一手住宅物業銷售條例》所要求。| 4. 在印刷售樓說明書當日所適用的最近期更新版本分區計劃大綱圖及其附表可於售樓處開放時間內免費查閱。

Notes : 1. The Outline Zoning Plan, prepared by the Planning Department under the direction of the Town Planning Board, is reproduced with permission of the Director of Lands. © The Government of the Hong Kong SAR. | 2. The vendor advises prospective purchasers to conduct an on-site visit for a better understanding of the development site, its surrounding environment and the public facilities nearby. | 3. Due to technical reasons, this Outline Zoning Plan has shown more than the area required under the Residential Properties (First-hand Sales) Ordinance. | 4. The last updated Outline Zoning Plan and the attached schedule as at the date of printing of the sales brochure is available for free inspection at the sales office during opening hours.



發展項目的界線
Boundary line of the Development

由發展項目的認可人士提供的未落成建築物及設施的預計落成日期為 2026 年 9 月 30 日。

The estimated date of completion of the uncompleted buildings and facilities as provided by the authorized person for the Development is 30 September 2026.

比例尺 SCALE: 0m (米) 20m (米)

樓面平面圖中所使用名詞及簡稱之圖例

Legend of terms and abbreviations used on floor plans

本節適用之備註：

每個住宅物業的層與層之間的高度指該樓層之石屎地台面與上一層石屎地台面之高度距離。

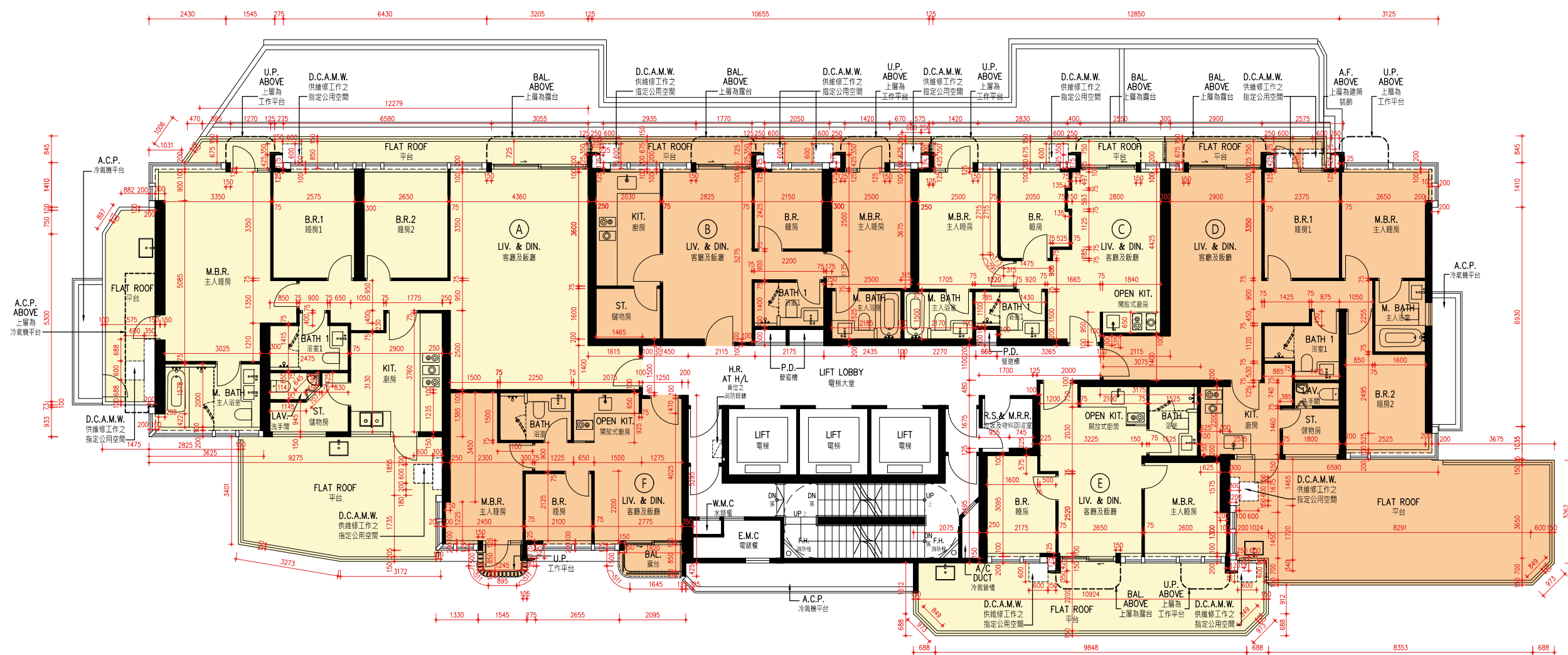
Note applicable to this section:

Floor-to-floor height refers to the height between the top surface of the structural slab of the floor and the top surface of the structural slab of its immediate upper floor of each residential property.

A.C.P.	=	冷氣機平台	Air-conditioning Platform	LIFT MACHINE RM.	=	電梯機房	Lift Machine Room
A/C DUCT	=	冷氣管槽	Air-conditioning Duct	LIFT OVERRUN	=	電梯槽	Lift Overrun
A.F.	=	建築裝飾	Architectural Feature	LIV. & DIN.	=	客廳及飯廳	Living Room & Dining Room
BATH	=	浴室	Bathroom	M. BATH	=	主人浴室	Master Bathroom
BAL.	=	露台	Balcony	M.B.R.	=	主人睡房	Master Bedroom
BAL. ABOVE	=	上層為露台	Balcony above	OPEN KIT.	=	開放式廚房	Open Kitchen
BAL. BELOW	=	下層為露台	Balcony below	OUTDOOR POOL	=	室外游泳池	Outdoor Pool
B.R.	=	睡房	Bedroom	P.D.	=	管道槽	Pipe Duct
D.C.A.M.W.	=	供維修工作之指定公用空間	Designated Common Area for Maintenance Works	POWD.	=	化妝間	Powder Room
DN	=	落	Down	POTABLE WATER PUMP RM.	=	食水泵房	Potable Water Pump Room
E.M.C	=	電錶櫃	Electrical Meter Cabinet	ROOF	=	天台	Roof
F.H.	=	消防栓	Fire Hydrant	R.S. & M.R.R.	=	垃圾及物料回收室	Refuse Storage and Material Recovery Room
FILTRATION PLANT IN SUNKEN	=	泳池濾水設備位於跌級	Filtration Plant in sunken	ST.	=	儲物房	Store
FLAT ROOF	=	平台	Flat Roof	TBE RM.	=	電訊及廣播設備室	Telecommunications and Broadcasting Equipment Room
FLUSH WATER PUMP RM.	=	沖廁水泵房	Flush Water Pump Room	U.P.	=	工作平台	Utility Platform
H.R.	=	消防喉轆	Hose Reel	U.P. ABOVE	=	上層為工作平台	Utility Platform above
H/L	=	高位	High Level	U.P. BELOW	=	下層為工作平台	Utility Platform below
KIT.	=	廚房	Kitchen	UP	=	上	Up
LAV.	=	洗手間	Lavatory	W.M.C	=	水錶櫃	Water Meter Cabinet
LIFT	=	電梯	Lift				
LIFT LOBBY	=	電梯大堂	Lift Lobby				

6 樓平面圖

6/F Floor Plan



比例尺 SCALE: 0m (米) 5m (米)

6 樓平面圖
6/F Floor Plan

樓層 Floor	單位 Flat	層與層之間的高度（毫米） Floor-to-Floor Height (mm)	樓板（不包括灰泥）的厚度（毫米） Thickness of Floor Slab (excluding plaster) (mm)
6 樓 6/F	A	2700, 2750, 2800, 2850, 3050, 3100	150
	B	2750, 2800, 2850, 3050, 3100	150
	C	2750, 2850, 3050, 3100	150
	D	2750, 2800, 3050, 3100	150
	E	2750, 2800, 2850, 3050, 3100	150
	F	2750, 3050, 3100	150

因住宅物業的較高樓層的結構牆的厚度遞減，較高層的內部面積，一般比較低層的內部面積稍大。（註：此乃根據《一手住宅物業銷售條例》（第 621 章）附表 1 第 1 部第 10(2)(e) 條所規定的陳述並不適用於發展項目內的住宅物業。）

The internal areas of the residential properties on the upper floors will generally be slightly larger than those on the lower floors because of the reducing thickness of the structural walls on the upper floors. (Note: This statement required in Section 10(2)(e) in Part 1 of Schedule 1 of the Residential Properties (First-hand Sales) Ordinance (Cap.621) is not applicable to the residential properties in the Development.)

- 備註：
- 1. 平面圖所列之數字以毫米標示之建築結構呎吋。
 - 2. 部分樓層外牆範圍設有建築裝飾。
 - 3. 部分住宅單位的露台及 / 或平台及 / 或工作平台及 / 或外牆或附近設有外露之公用喉管。
 - 4. 部分住宅單位客廳 / 飯廳、睡房、浴室、廚房及開放式廚房有跌級樓板及 / 或天花橫樑用以裝置冷氣系統及 / 或機電設備。
 - 5. 露台及工作平台為不可封閉地方。
 - 6. 樓面平面圖上所顯示的裝置符號，例如浴缸、洗滌盆、坐廁、洗滌盆櫃等乃摘自最新經批准的建築圖則，只作一般示意用途。
 - 7. 以上平面圖中顯示之名詞及簡稱請參閱本售樓說明書「發展項目的住宅物業的樓面平面圖」一節首頁。

- Notes:
- 1. The dimensions in floor plans are all structural dimensions in millimeter.
 - 2. There may be architectural features on external walls of some of the floors.
 - 3. Common pipes exposed are located at/adjacent to balcony and/or flat roof and/or utility platform and/or external wall of some residential units.
 - 4. There are sunken slabs and/or ceiling bulkheads at living rooms/dining rooms, bedrooms, bathrooms, kitchens and open kitchens of some residential units for the air-conditioning system and/or mechanical and electrical services.
 - 5. Balconies and utility platforms are non-enclosed areas.
 - 6. Symbols of fittings shown on the floor plans, such as bathtubs, sink, water closets, sink counter, etc., are architectural symbols retrieved from the latest approved General Building Plans and are for general indication only.
 - 7. Please refer to the first page of the section “Floor Plans of Residential Properties in the Development” of this sales brochure for legend of the terms and abbreviation shown on the floor plan above.

7樓至12樓，15樓至22樓平面圖

7/F - 12/F, 15/F - 22/F Floor Plan



比例尺 SCALE: 0m (米) 5m (米)

7 樓至 12 樓，15 樓至 22 樓平面圖
7/F - 12/F, 15/F - 22/F Floor Plan

樓層 Floor	單位 Flat	層與層之間的高度（毫米） Floor-to-Floor Height (mm)	樓板（不包括灰泥）的厚度（毫米） Thickness of Floor Slab (excluding plaster) (mm)
7 樓至 12 樓，15 樓至 21 樓 7/F - 12/F, 15/F - 21/F	A	3100	150, 175
	B	3100	150, 175
	C	3100	150
	D	3100	150
	E	3100	150
	F	3100	175
22 樓 22/F	A	3100	150, 175
	B	2650, 2800, 3050, 3100, 3150, 3350, 3400, 3450	150, 175
	C	2800, 3050, 3100, 3150, 3450	150
	D	3100	150
	E	3100	150
	F	3100	175

因住宅物業的較高樓層的結構牆的厚度遞減，較高層的內部面積，一般比較低層的內部面積稍大。（註：此乃根據《一手住宅物業銷售條例》（第 621 章）附表 1 第 1 部第 10(2)(e) 條所規定的陳述並不適用於發展項目內的住宅物業。）

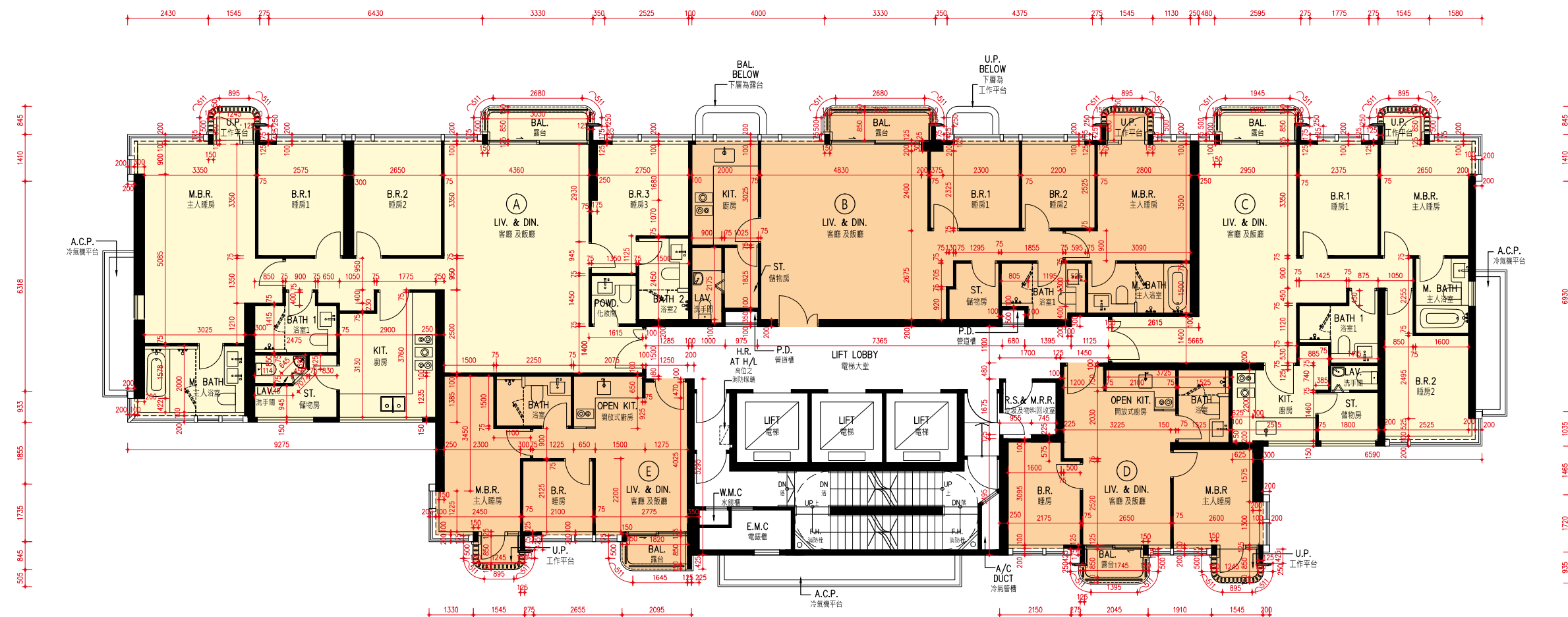
- 備註：
1. 平面圖所列之數字以毫米標示之建築結構呎吋。
 2. 部分樓層外牆範圍設有建築裝飾。
 3. 部分住宅單位的露台及 / 或平台及 / 或工作平台及 / 或外牆或附近設有外露之公用喉管。
 4. 部分住宅單位客廳 / 飯廳、睡房、浴室、廚房及開放式廚房有跌級樓板及 / 或天花橫樑用以裝置冷氣系統及 / 或機電設備。
 5. 露台及工作平台為不可封閉地方。
 6. 樓面平面圖上所顯示的裝置符號，例如浴缸、洗滌盆、坐廁、洗滌盆櫃等乃摘自最新經批准的建築圖則，只作一般示意用途。
 7. 以上平面圖中顯示之名詞及簡稱請參閱本售樓說明書「發展項目的住宅物業的樓面平面圖」一節首頁。

The internal areas of the residential properties on the upper floors will generally be slightly larger than those on the lower floors because of the reducing thickness of the structural walls on the upper floors. (Note: This statement required in Section 10(2)(e) in Part 1 of Schedule 1 of the Residential Properties (First-hand Sales) Ordinance (Cap.621) is not applicable to the residential properties in the Development.)

- Notes:
1. The dimensions in floor plans are all structural dimensions in millimeter.
 2. There may be architectural features on external walls of some of the floors.
 3. Common pipes exposed are located at/adjacent to balcony and/or flat roof and/or utility platform and/or external wall of some residential units.
 4. There are sunken slabs and/or ceiling bulkheads at living rooms/dining rooms, bedrooms, bathrooms, kitchens and open kitchens of some residential units for the air-conditioning system and/or mechanical and electrical services.
 5. Balconies and utility platforms are non-enclosed areas.
 6. Symbols of fittings shown on the floor plans, such as bathtubs, sink, water closets, sink counter, etc., are architectural symbols retrieved from the latest approved General Building Plans and are for general indication only.
 7. Please refer to the first page of the section “Floor Plans of Residential Properties in the Development” of this sales brochure for legend of the terms and abbreviation shown on the floor plan above.

23 樓，25 樓至 27 樓平面圖

23/F, 25/F - 27/F Floor Plan



比例尺 SCALE: 0m (米) 5m (米)

23 樓，25 樓至 27 樓平面圖
23/F, 25/F - 27/F Floor Plan

樓層 Floor	單位 Flat	層與層之間的高度（毫米） Floor-to-Floor Height (mm)	樓板（不包括灰泥）的厚度（毫米） Thickness of Floor Slab (excluding plaster) (mm)
23 樓 23/F	A	2900, 3200, 3450, 3500	150, 175
	B	2850, 2900, 3150, 3200, 3250, 3300, 3500, 3650	150, 175
	C	3200	150
	D	3200	150
	E	3200	175
25 樓至 27 樓 25/F - 27/F	A	3200	150, 175
	B	3200	150, 175
	C	3200	150
	D	3200	150
	E	3200	175

因住宅物業的較高樓層的結構牆的厚度遞減，較高層的內部面積，一般比較低層的內部面積稍大。（註：此乃根據《一手住宅物業銷售條例》（第 621 章）附表 1 第 1 部第 10(2)(e) 條所規定的陳述並不適用於發展項目內的住宅物業。）

The internal areas of the residential properties on the upper floors will generally be slightly larger than those on the lower floors because of the reducing thickness of the structural walls on the upper floors. (Note: This statement required in Section 10(2)(e) in Part 1 of Schedule 1 of the Residential Properties (First-hand Sales) Ordinance (Cap.621) is not applicable to the residential properties in the Development.)

備註：

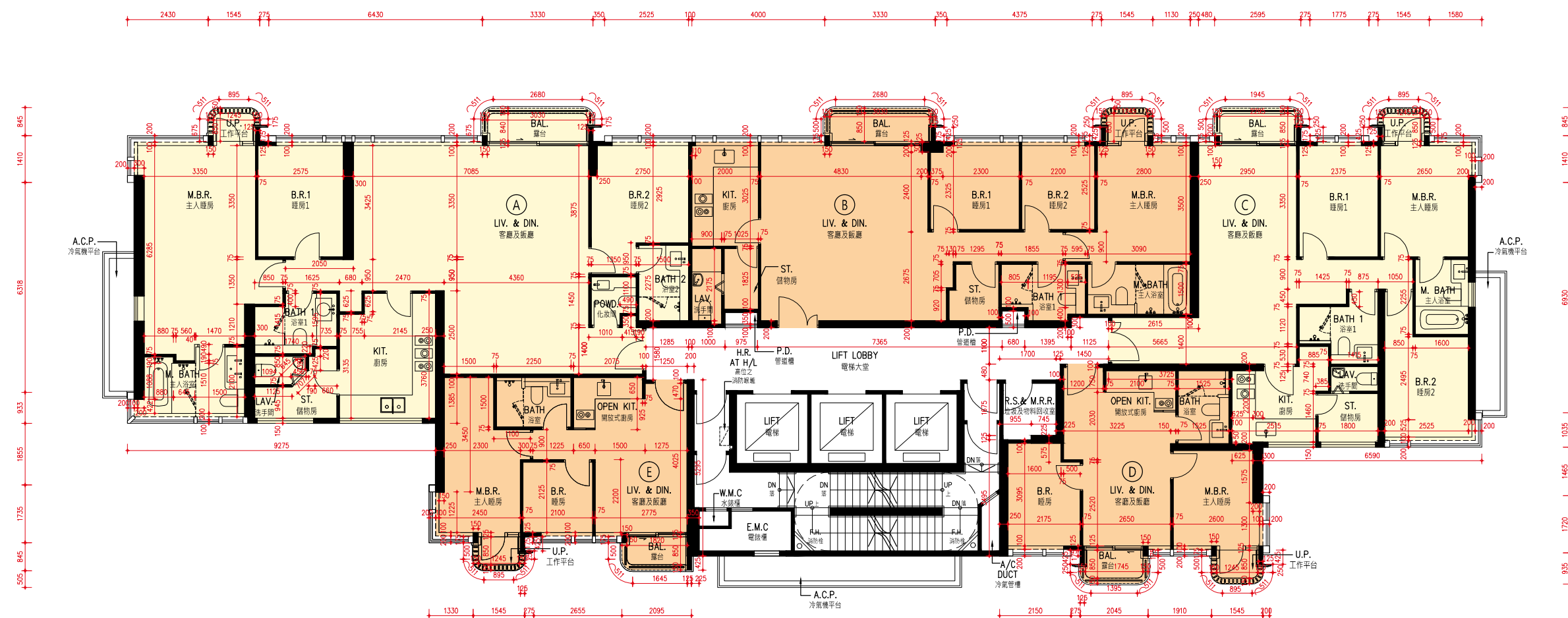
1. 平面圖所列之數字以毫米標示之建築結構呎吋。
2. 部分樓層外牆範圍設有建築裝飾。
3. 部分住宅單位的露台及 / 或平台及 / 或工作平台及 / 或外牆或附近設有外露之公用喉管。
4. 部分住宅單位客廳 / 飯廳、睡房、浴室、廚房及開放式廚房有跌級樓板及 / 或天花橫樑用以裝置冷氣系統及 / 或機電設備。
5. 露台及工作平台為不可封閉地方。
6. 樓面平面圖上所顯示的裝置符號，例如浴缸、洗滌盆、坐廁、洗滌盆櫃等乃摘自最新經批准的建築圖則，只作一般示意用途。
7. 以上平面圖中顯示之名詞及簡稱請參閱本售樓說明書「發展項目的住宅物業的樓面平面圖」一節首頁。

Notes:

1. The dimensions in floor plans are all structural dimensions in millimeter.
2. There may be architectural features on external walls of some of the floors.
3. Common pipes exposed are located at/adjacent to balcony and/or flat roof and/or utility platform and/or external wall of some residential units.
4. There are sunken slabs and/or ceiling bulkheads at living rooms/dining rooms, bedrooms, bathrooms, kitchens and open kitchens of some residential units for the air-conditioning system and/or mechanical and electrical services.
5. Balconies and utility platforms are non-enclosed areas.
6. Symbols of fittings shown on the floor plans, such as bathtubs, sink, water closets, sink counter, etc., are architectural symbols retrieved from the latest approved General Building Plans and are for general indication only.
7. Please refer to the first page of the section “Floor Plans of Residential Properties in the Development” of this sales brochure for legend of the terms and abbreviation shown on the floor plan above.

28 樓平面圖

28/F Floor Plan



比例尺 SCALE: 0m (米) 5m (米)

28 樓平面圖
28/F Floor Plan

樓層 Floor	單位 Flat	層與層之間的高度（毫米） Floor-to-Floor Height (mm)	樓板（不包括灰泥）的厚度（毫米） Thickness of Floor Slab (excluding plaster) (mm)
28 樓 28/F	A	3275, 3325, 3500, 3525, 3550, 3575, 3625, 3750, 3800, 3850, 3900	150, 175
	B	3200, 3250, 3500, 3550, 3800, 3850	150, 175
	C	3150, 3275, 3325, 3500, 3550, 3575, 3800, 3850	150
	D	3150, 3200, 3450, 3500, 3550, 3750, 3800, 3850	150
	E	3200, 3300, 3500, 3550, 3850	175

因住宅物業的較高樓層的結構牆的厚度遞減，較高層的內部面積，一般比較低層的內部面積稍大。（註：此乃根據《一手住宅物業銷售條例》（第 621 章）附表 1 第 1 部第 10(2)(e) 條所規定的陳述並不適用於發展項目內的住宅物業。）

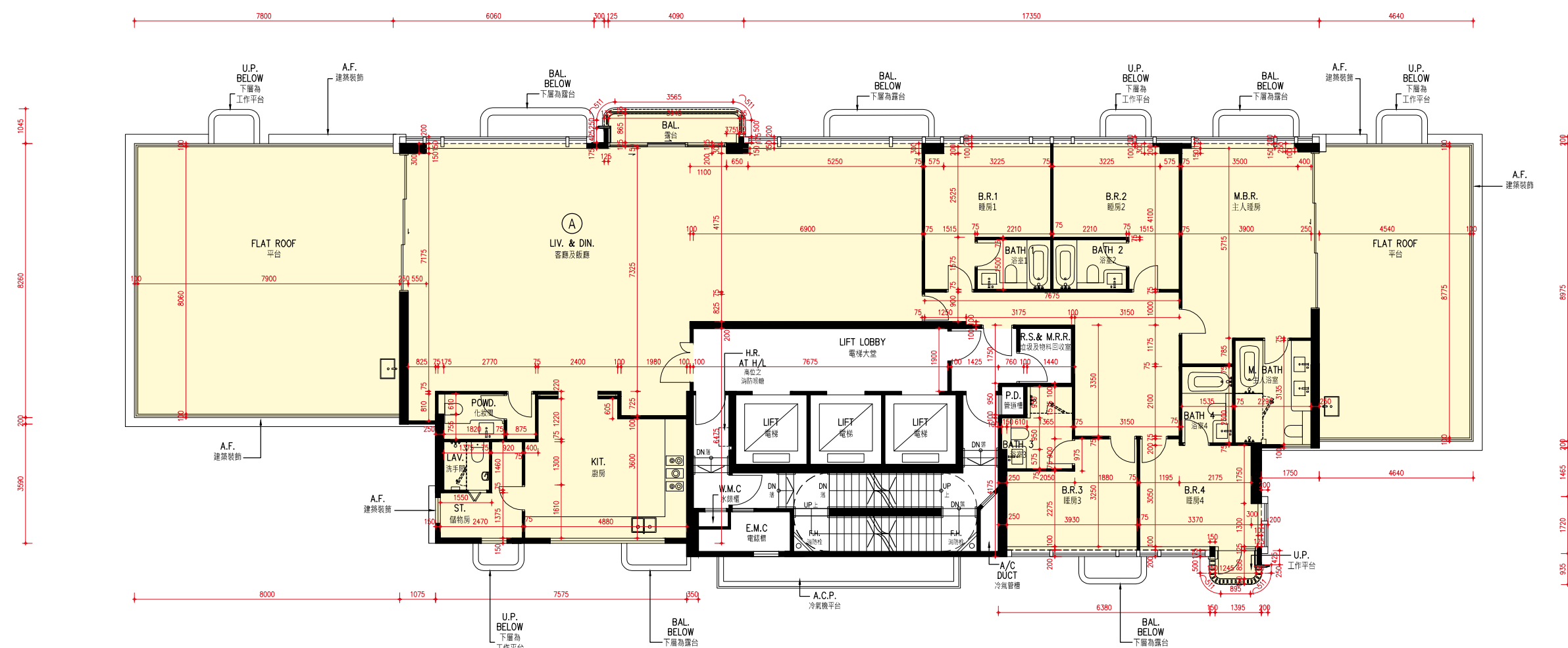
The internal areas of the residential properties on the upper floors will generally be slightly larger than those on the lower floors because of the reducing thickness of the structural walls on the upper floors. (Note: This statement required in Section 10(2)(e) in Part 1 of Schedule 1 of the Residential Properties (First-hand Sales) Ordinance (Cap.621) is not applicable to the residential properties in the Development.)

- 備註：
- 1. 平面圖所列之數字以毫米標示之建築結構呎吋。
 - 2. 部分樓層外牆範圍設有建築裝飾。
 - 3. 部分住宅單位的露台及 / 或平台及 / 或工作平台及 / 或外牆或附近設有外露之公用喉管。
 - 4. 部分住宅單位客廳 / 飯廳、睡房、浴室、廚房及開放式廚房有跌級樓板及 / 或天花橫樑用以裝置冷氣系統及 / 或機電設備。
 - 5. 露台及工作平台為不可封閉地方。
 - 6. 樓面平面圖上所顯示的裝置符號，例如浴缸、洗滌盆、坐廁、洗滌盆櫃等乃摘自最新經批准的建築圖則，只作一般示意用途。
 - 7. 以上平面圖中顯示之名詞及簡稱請參閱本售樓說明書「發展項目的住宅物業的樓面平面圖」一節首頁。

- Notes:
- 1. The dimensions in floor plans are all structural dimensions in millimeter.
 - 2. There may be architectural features on external walls of some of the floors.
 - 3. Common pipes exposed are located at/adjacent to balcony and/or flat roof and/or utility platform and/or external wall of some residential units.
 - 4. There are sunken slabs and/or ceiling bulkheads at living rooms/dining rooms, bedrooms, bathrooms, kitchens and open kitchens of some residential units for the air-conditioning system and/or mechanical and electrical services.
 - 5. Balconies and utility platforms are non-enclosed areas.
 - 6. Symbols of fittings shown on the floor plans, such as bathtubs, sink, water closets, sink counter, etc., are architectural symbols retrieved from the latest approved General Building Plans and are for general indication only.
 - 7. Please refer to the first page of the section “Floor Plans of Residential Properties in the Development” of this sales brochure for legend of the terms and abbreviation shown on the floor plan above.

29 樓平面圖

29/F Floor Plan



比例尺 SCALE: 0m (米) 5m (米)

29 樓平面圖
29/F Floor Plan

樓層 Floor	單位 Flat	層與層之間的高度（毫米） Floor-to-Floor Height (mm)	樓板（不包括灰泥）的厚度（毫米） Thickness of Floor Slab (excluding plaster) (mm)
29 樓 29/F	A	3150, 3200, 3250, 3300, 3400, 3450, 3500, 3700, 3800, 3850	150, 175, 200, 250, 300

因住宅物業的較高樓層的結構牆的厚度遞減，較高層的內部面積，一般比較低層的內部面積稍大。（註：此乃根據《一手住宅物業銷售條例》（第 621 章）附表 1 第 1 部第 10(2)(e) 條所規定的陳述並不適用於發展項目內的住宅物業。）

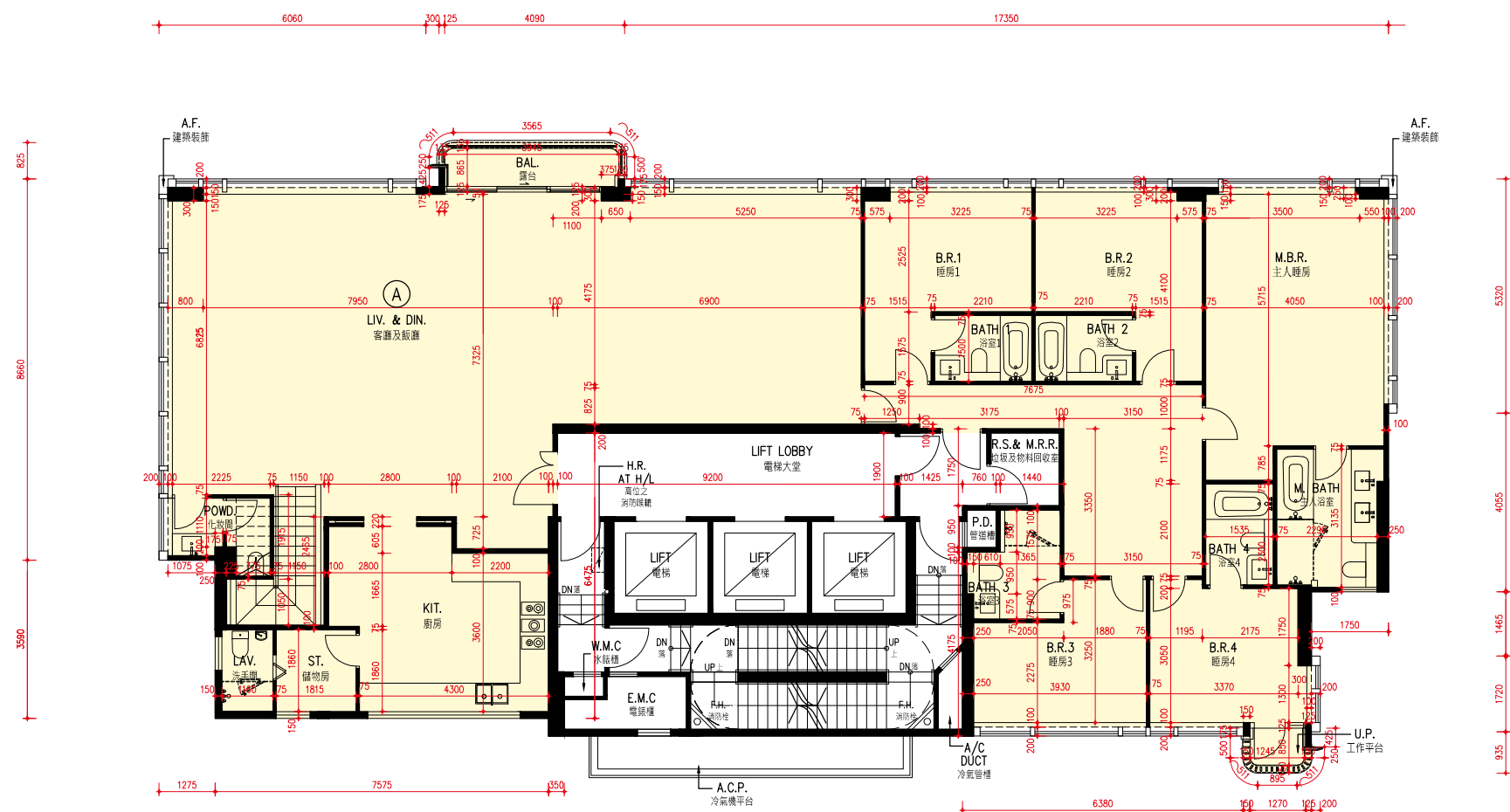
The internal areas of the residential properties on the upper floors will generally be slightly larger than those on the lower floors because of the reducing thickness of the structural walls on the upper floors. (Note: This statement required in Section 10(2)(e) in Part 1 of Schedule 1 of the Residential Properties (First-hand Sales) Ordinance (Cap.621) is not applicable to the residential properties in the Development.)

- 備註：
- 1. 平面圖所列之數字以毫米標示之建築結構呎吋。
 - 2. 部分樓層外牆範圍設有建築裝飾。
 - 3. 部分住宅單位的露台及 / 或平台及 / 或工作平台及 / 或外牆或附近設有外露之公用喉管。
 - 4. 部分住宅單位客廳 / 飯廳、睡房、浴室、廚房及開放式廚房有跌級樓板及 / 或天花橫樑用以裝置冷氣系統及 / 或機電設備。
 - 5. 露台及工作平台為不可封閉地方。
 - 6. 樓面平面圖上所顯示的裝置符號，例如浴缸、洗滌盆、坐廁、洗滌盆櫃等乃摘自最新經批准的建築圖則，只作一般示意用途。
 - 7. 以上平面圖中顯示之名詞及簡稱請參閱本售樓說明書「發展項目的住宅物業的樓面平面圖」一節首頁。

- Notes:
- 1. The dimensions in floor plans are all structural dimensions in millimeter.
 - 2. There may be architectural features on external walls of some of the floors.
 - 3. Common pipes exposed are located at/adjacent to balcony and/or flat roof and/or utility platform and/or external wall of some residential units.
 - 4. There are sunken slabs and/or ceiling bulkheads at living rooms/dining rooms, bedrooms, bathrooms, kitchens and open kitchens of some residential units for the air-conditioning system and/or mechanical and electrical services.
 - 5. Balconies and utility platforms are non-enclosed areas.
 - 6. Symbols of fittings shown on the floor plans, such as bathtubs, sink, water closets, sink counter, etc., are architectural symbols retrieved from the latest approved General Building Plans and are for general indication only.
 - 7. Please refer to the first page of the section “Floor Plans of Residential Properties in the Development” of this sales brochure for legend of the terms and abbreviation shown on the floor plan above.

30 樓平面圖

30/F Floor Plan



比例尺 SCALE: 0m (米) 5m (米)

30 樓平面圖
30/F Floor Plan

樓層 Floor	單位 Flat	層與層之間的高度（毫米） Floor-to-Floor Height (mm)	樓板（不包括灰泥）的厚度（毫米） Thickness of Floor Slab (excluding plaster) (mm)
30 樓 30/F	A	2850, 2900, 3150, 3200, 3500, 4000, 4050, 4225, 4250, 4300, 4350, 4400	150, 175, 200, 300

因住宅物業的較高樓層的結構牆的厚度遞減，較高層的內部面積，一般比較低層的內部面積稍大。（註：此乃根據《一手住宅物業銷售條例》（第 621 章）附表 1 第 1 部第 10(2)(e) 條所規定的陳述並不適用於發展項目內的住宅物業。）

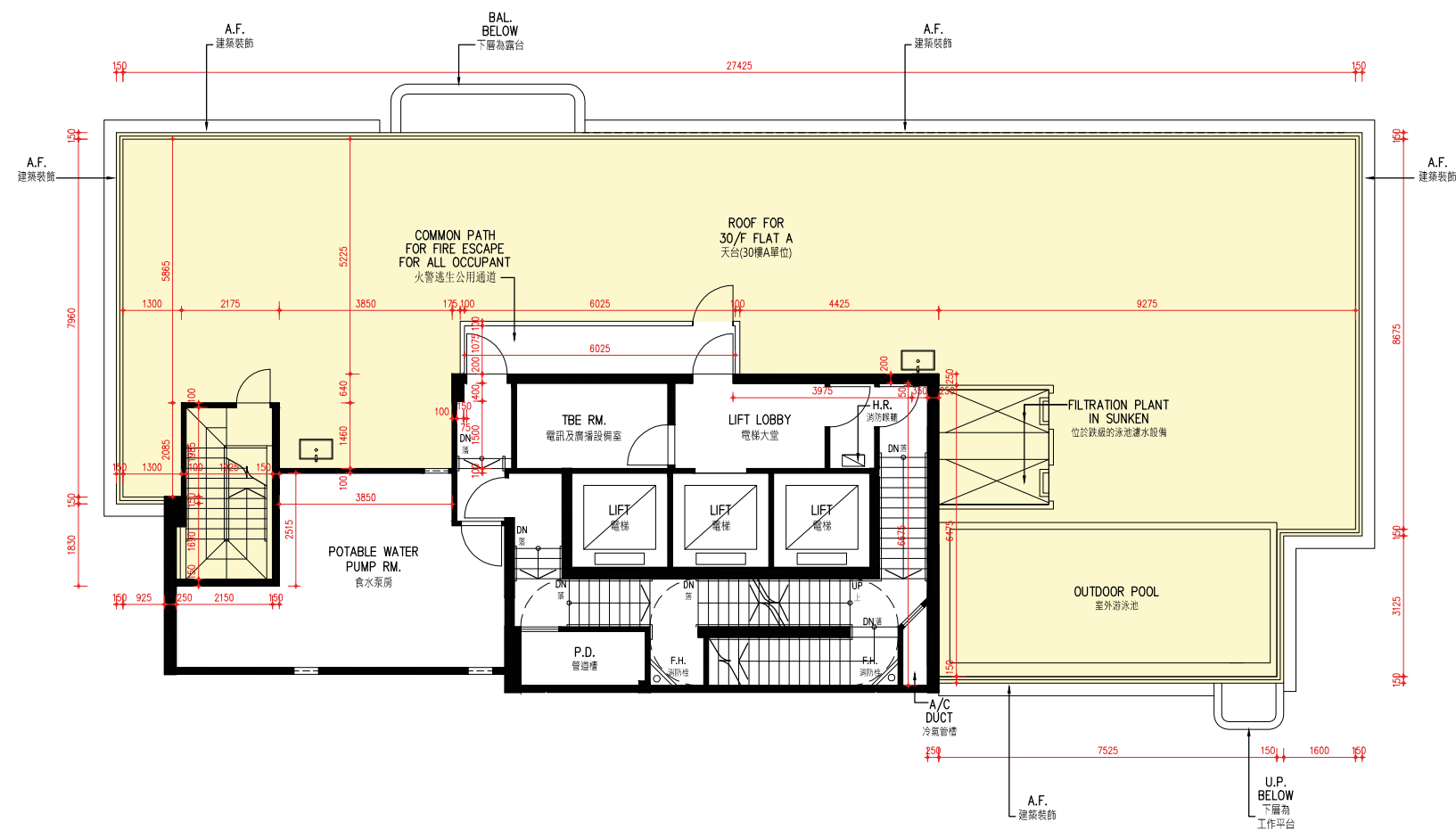
The internal areas of the residential properties on the upper floors will generally be slightly larger than those on the lower floors because of the reducing thickness of the structural walls on the upper floors. (Note: This statement required in Section 10(2)(e) in Part 1 of Schedule 1 of the Residential Properties (First-hand Sales) Ordinance (Cap.621) is not applicable to the residential properties in the Development.)

- 備註：
- 1. 平面圖所列之數字以毫米標示之建築結構呎吋。
 - 2. 部分樓層外牆範圍設有建築裝飾。
 - 3. 部分住宅單位的露台及 / 或平台及 / 或工作平台及 / 或外牆或附近設有外露之公用喉管。
 - 4. 部分住宅單位客廳 / 飯廳、睡房、浴室、廚房及開放式廚房有跌級樓板及 / 或天花橫樑用以裝置冷氣系統及 / 或機電設備。
 - 5. 露台及工作平台為不可封閉地方。
 - 6. 樓面平面圖上所顯示的裝置符號，例如浴缸、洗滌盆、坐廁、洗滌盆櫃等乃摘自最新經批准的建築圖則，只作一般示意用途。
 - 7. 以上平面圖中顯示之名詞及簡稱請參閱本售樓說明書「發展項目的住宅物業的樓面平面圖」一節首頁。

- Notes:
- 1. The dimensions in floor plans are all structural dimensions in millimeter.
 - 2. There may be architectural features on external walls of some of the floors.
 - 3. Common pipes exposed are located at/adjacent to balcony and/or flat roof and/or utility platform and/or external wall of some residential units.
 - 4. There are sunken slabs and/or ceiling bulkheads at living rooms/dining rooms, bedrooms, bathrooms, kitchens and open kitchens of some residential units for the air-conditioning system and/or mechanical and electrical services.
 - 5. Balconies and utility platforms are non-enclosed areas.
 - 6. Symbols of fittings shown on the floor plans, such as bathtubs, sink, water closets, sink counter, etc., are architectural symbols retrieved from the latest approved General Building Plans and are for general indication only.
 - 7. Please refer to the first page of the section “Floor Plans of Residential Properties in the Development” of this sales brochure for legend of the terms and abbreviation shown on the floor plan above.

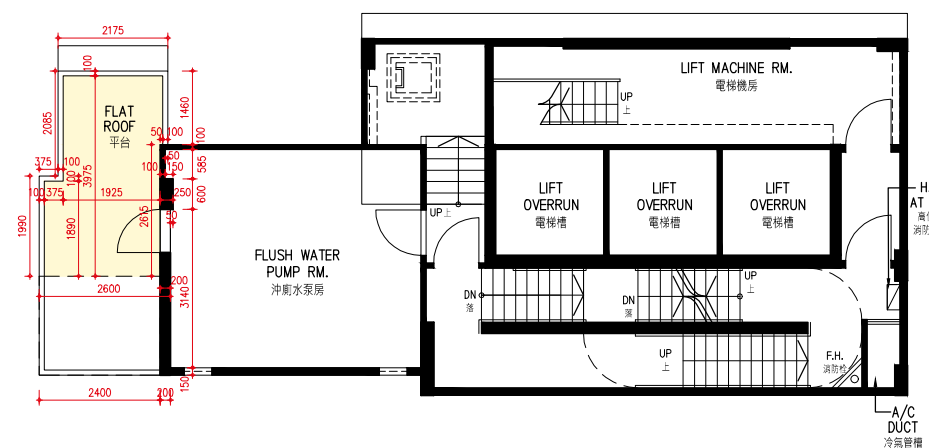
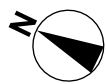
天台平面圖

Roof Floor Plan



上層天台圖

Upper Roof Plan



比例尺 SCALE: 0m (米) 5m (米)

天台平面圖

Roof Floor Plan

樓層 Floor	單位 Flat	層與層之間的高度（毫米） Floor-to-Floor Height (mm)	樓板（不包括灰泥）的厚度（毫米） Thickness of Floor Slab (excluding plaster) (mm)
天台 Roof	A	不適用 Not Applicable	不適用 Not Applicable

因住宅物業的較高樓層的結構牆的厚度遞減，較高層的內部面積，一般比較低層的內部面積稍大。（註：此乃根據《一手住宅物業銷售條例》（第 621 章）附表 1 第 1 部第 10(2)(e) 條所規定的陳述並不適用於發展項目內的住宅物業。）

The internal areas of the residential properties on the upper floors will generally be slightly larger than those on the lower floors because of the reducing thickness of the structural walls on the upper floors. (Note: This statement required in Section 10(2)(e) in Part 1 of Schedule 1 of the Residential Properties (First-hand Sales) Ordinance (Cap.621) is not applicable to the residential properties in the Development.)

上層天台圖

Upper Roof Plan

樓層 Floor	單位 Flat	層與層之間的高度（毫米） Floor-to-Floor Height (mm)	樓板（不包括灰泥）的厚度（毫米） Thickness of Floor Slab (excluding plaster) (mm)
上層天台 Upper Roof	A	不適用 Not Applicable	不適用 Not Applicable

因住宅物業的較高樓層的結構牆的厚度遞減，較高層的內部面積，一般比較低層的內部面積稍大。（註：此乃根據《一手住宅物業銷售條例》（第 621 章）附表 1 第 1 部第 10(2)(e) 條所規定的陳述並不適用於發展項目內的住宅物業。）

The internal areas of the residential properties on the upper floors will generally be slightly larger than those on the lower floors because of the reducing thickness of the structural walls on the upper floors. (Note: This statement required in Section 10(2)(e) in Part 1 of Schedule 1 of the Residential Properties (First-hand Sales) Ordinance (Cap.621) is not applicable to the residential properties in the Development.)

備註：

- 1. 平面圖所列之數字以毫米標示之建築結構呎吋。
- 2. 部分樓層外牆範圍設有建築裝飾。
- 3. 部分住宅單位的露台及 / 或平台及 / 或工作平台及 / 或外牆或附近設有外露之公用喉管。
- 4. 部分住宅單位客廳 / 飯廳、睡房、浴室、廚房及開放式廚房有跌級樓板及 / 或天花橫樑用以裝置冷氣系統及 / 或機電設備。
- 5. 露台及工作平台為不可封閉地方。
- 6. 樓面平面圖上所顯示的裝置符號，例如浴缸、洗滌盆、坐廁、洗滌盆櫃等乃摘自最新經批准的建築圖則，只作一般示意用途。
- 7. 以上平面圖中顯示之名詞及簡稱請參閱本售樓說明書「發展項目的住宅物業的樓面平面圖」一節首頁。

Notes:

- 1. The dimensions in floor plans are all structural dimensions in millimeter.
- 2. There may be architectural features on external walls of some of the floors.
- 3. Common pipes exposed are located at/adjacent to balcony and/or flat roof and/or utility platform and/or external wall of some residential units.
- 4. There are sunken slabs and/or ceiling bulkheads at living rooms/dining rooms, bedrooms, bathrooms, kitchens and open kitchens of some residential units for the air-conditioning system and/or mechanical and electrical services.
- 5. Balconies and utility platforms are non-enclosed areas.
- 6. Symbols of fittings shown on the floor plans, such as bathtubs, sink, water closets, sink counter, etc., are architectural symbols retrieved from the latest approved General Building Plans and are for general indication only.
- 7. Please refer to the first page of the section “Floor Plans of Residential Properties in the Development” of this sales brochure for legend of the terms and abbreviation shown on the floor plan above.

物業的描述 Description of Residential Property			實用面積 (包括露台, 工作平台及陽台 (如有)) 平方米 (平方呎) Saleable Area (Including Balcony, Utility Platform and Verandah, if any) sq. metre (sq. ft.)	其他指明項目的面積 (不計算入實用面積) 平方米 (平方呎) Area of Other Specified Items (Not included in the saleable area) sq. metre (sq. ft.)									
大廈名稱 Block Name	樓層 Floor	單位 Flat		空調機房 Air-Conditioning Plant Room	窗台 Bay Window	閣樓 Cockloft	平台 Flat Roof	花園 Garden	停車位 Parking Space	天台 Roof	梯屋 Stairhood	前庭 Terrace	庭院 Yard
the MVP	6 樓 6/F	A	115.552 (1244) 露台 Balcony: - 工作平台 Utility Platform: -	-	-	-	42.150 (454)	-	-	-	-	-	-
		B	56.604 (609) 露台 Balcony: - 工作平台 Utility Platform: -	-	-	-	7.435 (80)	-	-	-	-	-	-
		C	44.990 (484) 露台 Balcony: - 工作平台 Utility Platform: -	-	-	-	5.973 (64)	-	-	-	-	-	-
		D	79.594 (857) 露台 Balcony: - 工作平台 Utility Platform: -	-	-	-	42.478 (457)	-	-	-	-	-	-
		E	39.444 (425) 露台 Balcony: - 工作平台 Utility Platform: -	-	-	-	24.401 (263)	-	-	-	-	-	-
		F	42.183 (454) 露台 Balcony: 2 (22) 工作平台 Utility Platform: 1.5 (16)	-	-	-	-	-	-	-	-	-	-
	7 樓至 22 樓 7/F-22/F (不設 13 樓及 14 樓) (13/F,14/F omitted)	A	119.795 (1289) 露台 Balcony: 3.285 (35) 工作平台 Utility Platform: 1.5 (16)	-	-	-	-	-	-	-	-	-	-
		B	59.724 (643) 露台 Balcony: 2 (22) 工作平台 Utility Platform: 1.5 (16)	-	-	-	-	-	-	-	-	-	-
		C	48.018 (517) 露台 Balcony: 2 (22) 工作平台 Utility Platform: 1.5 (16)	-	-	-	-	-	-	-	-	-	-
		D	83.477 (899) 露台 Balcony: 2.55 (27) 工作平台 Utility Platform: 1.5 (16)	-	-	-	-	-	-	-	-	-	-
		E	42.341 (456) 露台 Balcony: 2 (22) 工作平台 Utility Platform: 1.5 (16)	-	-	-	-	-	-	-	-	-	-
		F	42.183 (454) 露台 Balcony: 2 (22) 工作平台 Utility Platform: 1.5 (16)	-	-	-	-	-	-	-	-	-	-

每個住宅物業的實用面積, 以及每一個露台、工作平台及陽台 (如有) 的樓面面積, 是按照《一手住宅物業銷售條例》第 8 條計算得出的。其他指明項目的面積 (不計算入實用面積) 是按照《一手住宅物業銷售條例》附表 2 第 2 部計算得出的。

備註:

- 以平方米列出的面積以 1 平方米 = 10.764 平方呎換算至平方呎並以四捨五入至整數。
- 發展項目住宅物業並無陽台。

The saleable area of each residential property and the floor area of every balcony, utility platform or verandah (if any) are calculated in accordance with section 8 of the Residential Properties (First-hand Sales) Ordinance. The areas of other specified items (not included in the saleable area) are calculated in accordance with Part 2 of Schedule 2 of the Residential Properties (First-hand Sales) Ordinance.

Notes:

- The areas in square metres have been converted to square feet based on a conversion rate of 1 square metre = 10.764 square feet and rounded off to the nearest integer.
- There is no verandah in the residential properties in the Development.

物業的描述 Description of Residential Property			實用面積 (包括露台, 工作平台及陽台 (如有)) 平方米 (平方呎) Saleable Area (Including Balcony, Utility Platform and Verandah, if any) sq. metre (sq. ft.)	其他指明項目的面積 (不計算入實用面積) 平方米 (平方呎) Area of Other Specified Items (Not included in the saleable area) sq. metre (sq. ft.)									
大廈名稱 Block Name	樓層 Floor	單位 Flat		空調機房 Air-Conditioning Plant Room	窗台 Bay Window	閣樓 Cockloft	平台 Flat Roof	花園 Garden	停車位 Parking Space	天台 Roof	梯屋 Stairhood	前庭 Terrace	庭院 Yard
the MVP	23 樓至 28 樓 23/F-28/F (不設 24 樓) (24/F omitted)	A	136.495 (1469) 露台 Balcony: 3.285 (35) 工作平台 Utility Platform: 1.5 (16)	-	-	-	-	-	-	-	-	-	-
		B	89.436 (963) 露台 Balcony: 3.285 (35) 工作平台 Utility Platform: 1.5 (16)	-	-	-	-	-	-	-	-	-	-
		C	84.347 (908) 露台 Balcony: 2.55 (27) 工作平台 Utility Platform: 1.5 (16)	-	-	-	-	-	-	-	-	-	-
		D	42.286 (455) 露台 Balcony: 2 (22) 工作平台 Utility Platform: 1.5 (16)	-	-	-	-	-	-	-	-	-	-
		E	42.183 (454) 露台 Balcony: 2 (22) 工作平台 Utility Platform: 1.5 (16)	-	-	-	-	-	-	-	-	-	-
	29 樓 29/F	A	275.099 (2961) 露台 Balcony: 4.170 (45) 工作平台 Utility Platform: 1.5 (16)	-	-	-	107.614 (1158)	-	-	-	-	-	-
	30 樓 30/F	A	277.755 (2990) 露台 Balcony: 4.170 (45) 工作平台 Utility Platform: 1.5 (16)	-	-	-	-	-	-	214.374 (2308)	9.609 (103)	-	-

每個住宅物業的實用面積，以及每一個露台、工作平台及陽台（如有）的樓面面積，是按照《一手住宅物業銷售條例》第 8 條計算得出的。其他指明項目的面積（不計算入實用面積）是按照《一手住宅物業銷售條例》附表 2 第 2 部計算得出的。

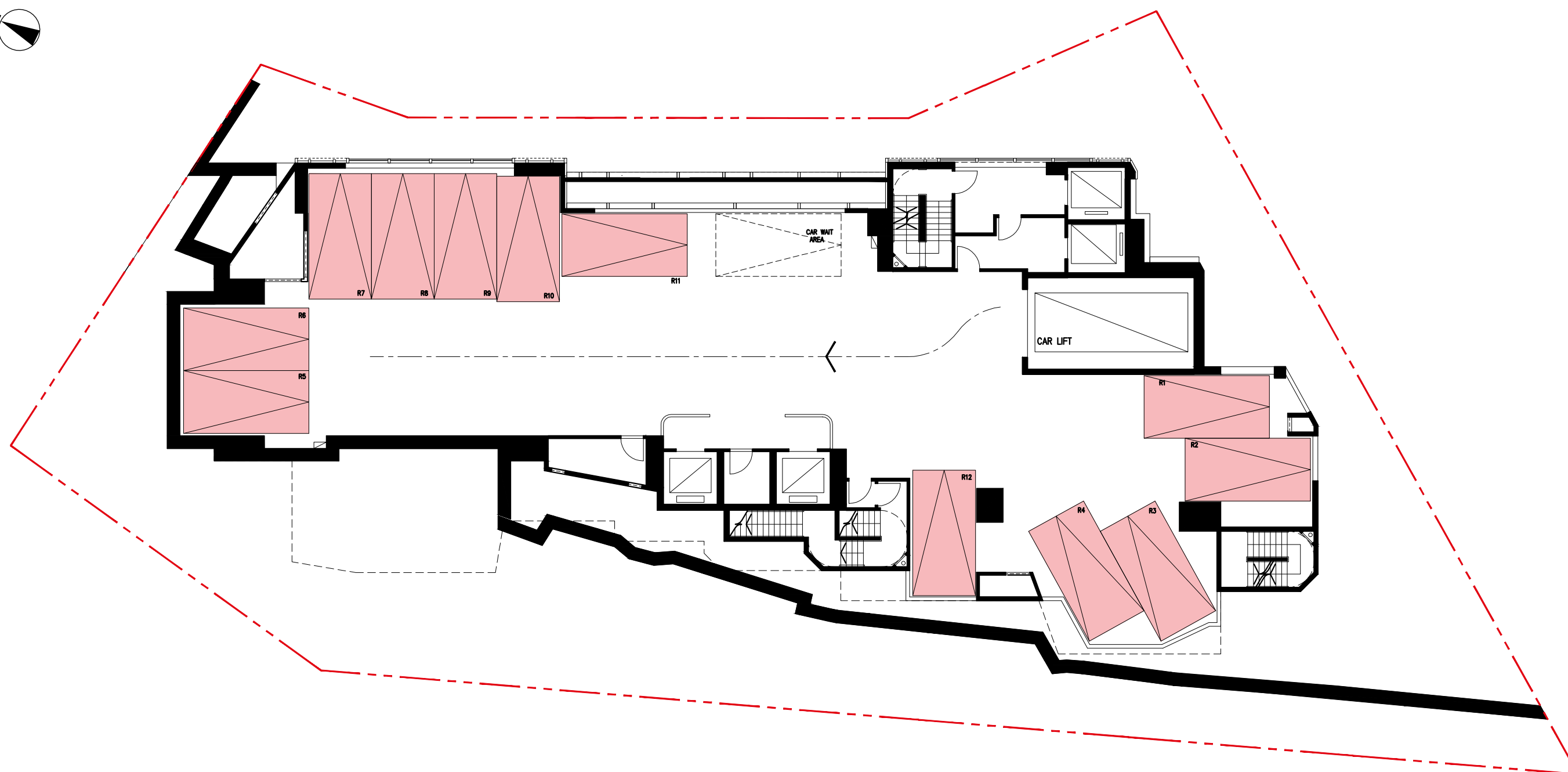
備註：

- 以平方米列出的面積以 1 平方米 = 10.764 平方呎換算至平方呎並以四捨五入至整數。
- 發展項目住宅物業並無陽台。

The saleable area of each residential property and the floor area of every balcony, utility platform or verandah (if any) are calculated in accordance with section 8 of the Residential Properties (First-hand Sales) Ordinance. The areas of other specified items (not included in the saleable area) are calculated in accordance with Part 2 of Schedule 2 of the Residential Properties (First-hand Sales) Ordinance.

Notes:

- The areas in square metres have been converted to square feet based on a conversion rate of 1 square metre = 10.764 square feet and rounded off to the nearest integer.
- There is no verandah in the residential properties in the Development.

2 樓平面圖
2/F Floor Plan

比例尺 SCALE: 0m (米) 5m (米)

住宅停車位
Residential Car Parking Space

發展項目邊界線
Boundary line of the Development

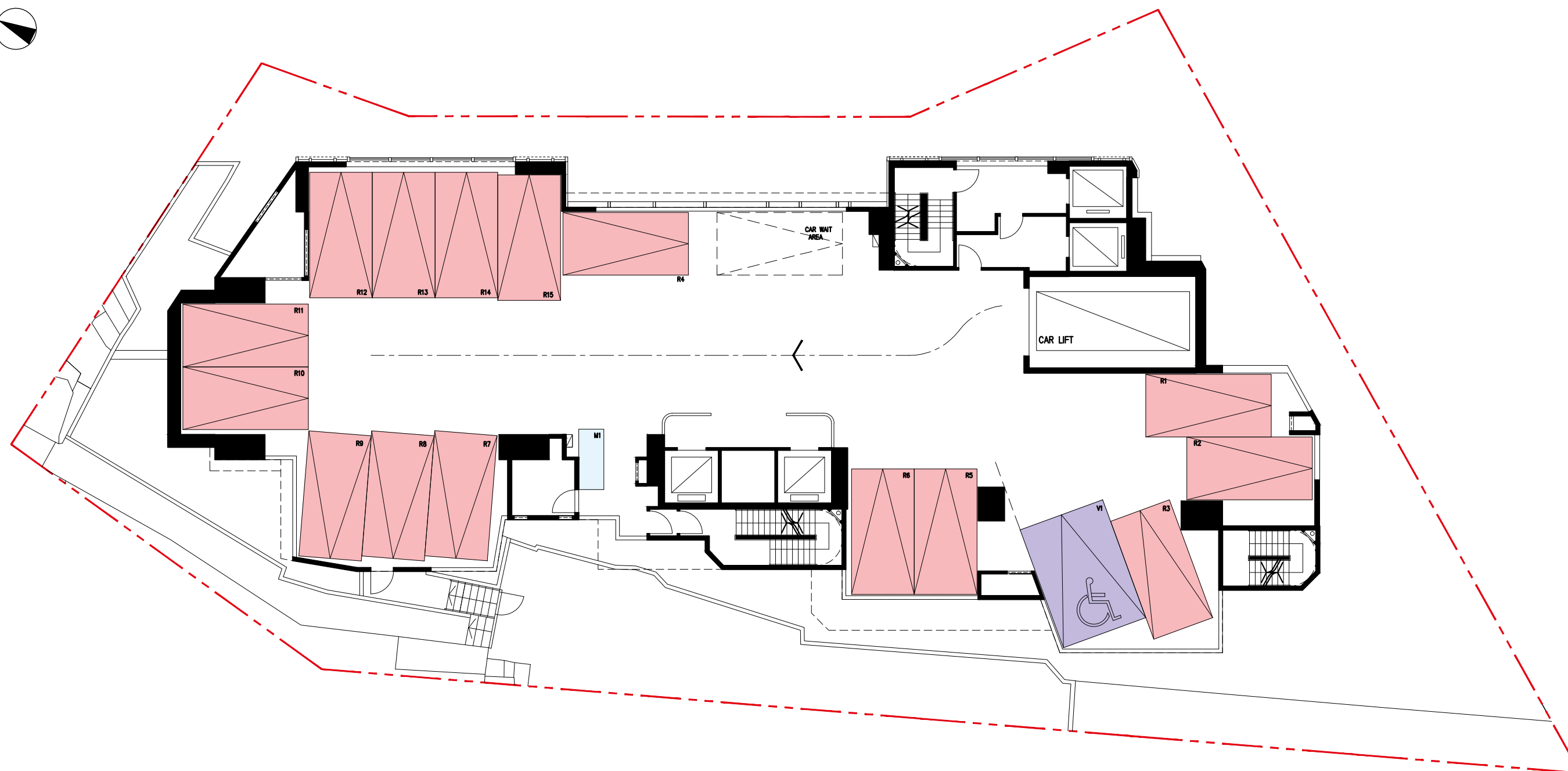


2 樓平面圖
2/F Floor Plan

停車位數目及停車位面積 Numbers and Areas of parking spaces					
位置 Floor	停車位類別 Categories of Parking space	停車位編號 Parking Space Number	數目 Number	尺寸 (長 x 闊) (米) Dimension (Length x Width) (m)	每個停車位面積 (平方米) Area of each Parking space (sq.m.)
2 樓 2/F	住宅停車位 Residential Parking Space	R1-R12	12	5.0 x 2.5	12.5

3 樓平面圖

3/F Floor Plan



比例尺 SCALE: 0m (米) 5m (米)

住宅停車位	訪客暢通易達停車位	住宅電單車停車位	發展項目邊界線
Residential Car Parking Space	Visitors' Accessible Parking Space	Residential Motor Cycle Parking Space	Boundary line of the Development



3 樓平面圖
3/F Floor Plan

停車位數目及停車位面積 Numbers and Areas of parking spaces					
位置 Floor	停車位類別 Categories of Parking space	停車位編號 Parking Space Number	數目 Number	尺寸 (長 x 闊) (米) Dimension (Length x Width) (m)	每個停車位面積 (平方米) Area of each Parking space (sq.m.)
3 樓 3/F	住宅停車位 Residential Parking Space	R1-R15	15	5.0 x 2.5	12.5
	電單車停車位 Motor Cycle Parking Space	M1	1	2.4 x 1.0	2.4
	訪客停車位 Visitors' Parking Space	V1 (包括訪客暢通易達停車位) (including Visitors' Accessible Parking Space)	1	5.0 x 3.5	17.5

1. 在簽署臨時買賣合約（「該臨時合約」）時須支付款額為售價的 5% 的臨時訂金。
2. 買方在簽署該臨時合約時支付的臨時訂金，會由代表擁有人行事的律師事務所以保證金保存人的身份持有。
3. 如買方沒有於訂立該臨時合約的日期之後 5 個工作日內簽立買賣合約：－
 - (i) 該臨時合約即告終止；
 - (ii) 有關的臨時訂金即予沒收；及
 - (iii) 擁有人不得就買方沒有簽立買賣合約而針對買方提出進一步申索。

1. A preliminary deposit of 5% of the purchase price is payable on the signing of the preliminary agreement for sale and purchase (“the Preliminary Agreement”).
2. The preliminary deposit paid by the purchaser on the signing of the Preliminary Agreement will be held by a firm of solicitors acting for the owner, as stakeholders.
3. If the purchaser fails to execute the agreement for sale and purchase within 5 working days after the date on which the purchaser enters into the Preliminary Agreement:-
 - (i) that Preliminary Agreement is terminated;
 - (ii) the preliminary deposit is forfeited; and
 - (iii) the owner does not have any further claim against the purchaser for the failure.

1. 發展項目的公用部分

- (a) 公用地方及設施指所有在發展項目及土地上擬供發展項目不同業主共同使用與享用，並非供個別業主獨享的部分、地方、設施及設備，包括（受制於發展項目的公契（「公契」））《建築物管理條例》（第344章）定義的「公用部分」所指的地方，以及按公契而指定的額外公用地方及設施。

上述包括升降機、外牆、結構或承重部分、康樂地方與設施等。

公用地方及設施按公契分為發展項目公用地方及設施、住宅公用地方及設施及停車場公用地方及設施。

- (b) 業主及合法佔用人等為了所有有關正當使用與享用其單位的目的可自由進出以及使用公用地方及設施。
- (c) 除非已經取得業主委員會的批准，業主不得將任何公用地方及設施改作自用或供其受益。
- (d) 公用地方及設施的任何部分不得被阻塞，也不得在其上放置或遺留任何垃圾或其他物品與物件。業主亦不得在公用地方及設施作出或容忍作出或容許作出任何可能或成為對該發展項目其他部分的業主或佔用人造成滋擾的事情。
- (e) 業主不得毀壞、更改或干擾公用地方及設施。
- (f) 公用地方及設施將專由管理人管理和控制。管理人須作為全體業主的受託人以所有業主為受益人持有公用地方及設施。

2. 分配予發展項目中的每個住宅物業的不分割份數的數目

各住宅物業獲分配有不分割份數。詳細的分配狀況，請參閱下文附表。

3. 發展項目的管理人的委任年期

管理人的首屆任期為由公契簽署日期起計兩年。管理人的委任可按公契的條文終止。

4. 在發展項目中的住宅物業的擁有人之間分擔管理開支的基準

每名業主須根據其單位分配到的管理份數按公契指明的方式、金額及比例分擔發展項目及土地的管理開支（指按公契管理發展項目時必須地和合理地招致的支出、費用及收費，且須基於管理人擬定之預算）（包括管理人之酬金）。一般而言：

- (a) 業主須按分配到的其單位之管理份數之比例分擔有關發展項目公用地方及設施之管理開支；及
- (b) 住宅物業業主須按分配到的其住宅物業之管理份數之比例分擔有關住宅公用地方及設施之管理開支。

- (c) 住宅物業業主須按分配到的其住宅物業之管理份數之比例分擔有關停車場公用地方與設施之管理開支的5%。

每個住宅物業之管理份數相等於其獲分配之不分割份數，唯發展項目不分割份數總數(9,500)與發展項目管理份數總數(8,826)不同。發展項目住宅物業之管理份數總數為8,473。

5. 計算管理費按金的基準

管理費按金相等於三個月之管理開支。

6. 擁有人（即賣方）在發展項目中保留作自用的範圍（如有的話）

本發展項目並無《一手住宅物業銷售條例》（第621章）附表1第1部第14(2)(f)條所提及之擁有人在發展項目中保留作自用的範圍。

分配予發展項目中的每個住宅物業的不分割份數的數目

樓層	單位	每個單位的不分割份數
6 樓	A 室連平台	120
	B 室連平台	58
	C 室連平台	46
	D 室連平台	84
	E 室連平台	41
	F 室	42
7 樓至 22 樓 (14 層)	A 室	120
	B 室	60
	C 室	48
	D 室	83
	E 室	42
	F 室	42
23 樓至 28 樓 (5 層)	A 室	136
	B 室	89
	C 室	84
	D 室	42
	E 室	42
29 樓	A 室連平台	286
30 樓	A 室連平台及天台	301

1. Common Parts of the Development

- (a) Common Areas and Facilities means those parts, areas, services and facilities of the Development and the Land which are intended for common use and benefit of different owners and not for the sole benefit of any owner including (subject to the provisions of the Deed of Mutual Covenant of the Development (the “DMC”)) such areas within the meaning of “common parts” as defined in the Building Management Ordinance (Cap. 344) and such additional Common Areas and Facilities designated under the provisions of the DMC.

These include lifts, external walls, structural or load-bearing element, recreational areas and facilities etc.

Common Areas and Facilities are categorized under the DMC into Development Common Areas and Facilities, Residential Common Areas and Facilities and Parking Common Areas and Facilities.

- (b) The owners and lawful occupants etc. have the full right and liberty to go pass and repass and to use the Common Areas and Facilities for all purposes connected with the proper use and enjoyment of his Unit.
- (c) The owners shall not convert any of the Common Areas and Facilities to his own use or for his own benefit unless the approval of the Owners’ Committee has been obtained.
- (d) No part of the Common Areas and Facilities shall be obstructed nor shall any refuse or other matter or things be placed or left thereon and no owner shall do or suffer or permit to be done anything in the Common Areas and Facilities as may be or become a nuisance to any other owners or occupiers of any other part of the Development.
- (e) The owners shall not damage, alter or interfere with the Common Areas and Facilities.
- (f) The Common Areas and Facilities shall be under the exclusive management and control of the Manager. The Manager shall hold the Common Areas and Facilities as trustee for the benefit of all owners.

2. Number of Undivided Shares assigned to each residential property in the Development

Undivided Shares are allocated to each residential property. They are set out in the table below.

3. Term of years for which the Manager of the Development is Appointed

The Manager will be appointed for an initial term of two years from the date of the DMC. The appointment of the Manager may be terminated according to the provisions of the DMC.

4. Basis on which the Management Expenses are shared among the owners of residential properties in the Development

Each owner shall contribute towards the management expenses (which shall be the expenses, costs and charges necessarily and reasonably incurred in the management of the Development and the Land under the DMC, and shall be based on the budget prepared by the Manager) (including the Manager’s remuneration) of the Development in such manner, amount and proportion as provided in the DMC by reference to the Management Shares allocated to his Unit. In general:

- (a) the owners shall contribute towards the management expenses relating to the Development Common Areas and Facilities in proportion to the Management Shares allocated to their Units; and
- (b) the owners of residential properties shall contribute towards the management expenses relating to the Residential Common Areas and Facilities in proportion to the Management Shares allocated to their residential properties.
- (c) the owners of residential properties shall contribute towards the 5% of the management expenses relating to the Parking Common Areas and Facilities in proportion to the Management Shares allocated to their residential properties.

The number of Management Shares of a residential property is the same as the number of Undivided Shares allocated to that residential property. However, the total number of Undivided Shares in the Development (9,500) is different from the total number of Management Shares in the Development (8,826). The total number of Management Shares of the residential properties in the Development is 8,473.

5. Basis on which the Management Fee Deposit is fixed

The amount of Management Fee Deposit is 3 months’ monthly management expenses.

6. Area (if any) in the Development retained by the owner (i.e. the Vendor) for its own use

There is no area in the Development which is retained by the owner for that owner’s own use as referred to in section 14(2)(f), Part 1, Schedule 1 of Residential Properties (First-hand Sales) Ordinance (Cap. 621).

Number Of Undivided Shares Allocated to Each Residential Property in the Development

Floor	Unit	Undivided Shares per Unit
6/F	Flat A with Flat Roof	120
	Flat B with Flat Roof	58
	Flat C with Flat Roof	46
	Flat D with Flat Roof	84
	Flat E with Flat Roof	41
	Flat F	42
7/F-22/F (14 Storeys)	Flat A	120
	Flat B	60
	Flat C	48
	Flat D	83
	Flat E	42
	Flat F	42
23/F-28/F (5 Storeys)	Flat A	136
	Flat B	89
	Flat C	84
	Flat D	42
	Flat E	42
29/F	Flat A with Flat Roof	286
30/F	Flat A with Flat Roof and Roof	301

1. 發展項目所位於的土地的地段編號

內地段第 605 號 H 段餘段、內地段第 605 號 I 段餘段、內地段第 605 號 J 段餘段及內地段第 605 號餘段（「該土地」）

（註：內地段第 605 號稱作「該地段」。）

2. 有關租契規定的年期

由 1863 年 6 月 25 日起計 995 年。

3. 適用於該土地的用途限制

未經政府事先許可，該土地不得用作任何銅匠、屠宰、肥皂製造、製糖、獸皮、溶脂、油料、售肉、釀酒、食物供應或旅館、打鐵、淘糞、垃圾清理的行業或業務或任何其他產生噪音、發出惡臭或令人厭惡的行業或業務。

4. 按規定須興建並提供予政府或供公眾使用的設施

不適用。

5. 有關承授人在該土地內外鋪設、塑造或作環境美化的任何範圍，或興建或維持任何構築物或設施的責任

- (a) 承授人須在批地文件批出租契年期第一年屆滿前，以良好、妥善及熟練之方法自費在部分該地段以磚塊或石材搭建、建築及完成一棟或多棟院宅或物業，配備適當的圍欄、牆壁、污水渠、排水渠及其他普遍使用或必要的附屬設施，使其完全適合使用，並須按批地條件動用與支出批地文件所述金額搭建一個或多個院宅或物業。上述院宅或物業須採用相同的建築比率、高度、物料及外觀，其座向及分佈須與所在街道的其他院宅或物業一致，並在所有方面使政府滿意。（備註：此興建契諾已期限屆滿，並不適用於發展項目。）
- (b) 在完成興建上述院宅或物業、搭建物及建築物後，承授人須不時於批地文件批出的餘下租契年期内，透過和連同各種所需的維修、清潔和修正，於有需要時自費妥善進行維修、保護、承托、保養、鋪設、清除、擦淨、清潔、清理、改善，以及保持上述院宅及物業、搭建物及建築物及其所屬或毗連的所有牆壁、欄杆、照明裝置等，以在所有方面使政府滿意。

6. 對買方造成負擔的租用條件

- (a) 政府已就該地段之內、之下及之上的礦產、礦物及石頭及就該地段之下或之上的可能為道路、公共建築或其他香港之公共目的所需的土地、泥土、泥灰等保留權利，並有權在租契年期存續時所有合理時間內進入該地段以視察、挖掘、轉用及移走該等事物，唯須對承授人造成盡可能少的損害。

- (b) 政府亦保留權力，於該地段內、該地段下及穿過該地段加置或接駁所有或任何公共或公用排污渠、排水渠或水道。
- (c) 若有需要，承授人須負擔、支付及備款支付加置、興建、維修及改善處於、屬於該地段或其任何部分或為其所需而與附近或毗連範圍共用的所有或任何道路、行人路、渠道、圍欄及共用牆、通風道、私人或公共排污渠及排水渠的支出和收費的合理分攤。
- (d) 政府可每年兩次或以上於日間內的任何合理時間進入該地段以視察、搜索及檢查上述第 (c) 段的事物的狀況及所有變化、缺陷、失修及缺乏改善之處，並可發出書面通知，要求承授人於三個公曆月內修理及改善之。
- (e) 於租契年期最後七年內，政府有權於日間任何合理時間進入該地段以製作一份明細表或清單，紀錄所有及每項在上述租契年期屆滿時將被交出的固定附著物和物件。
- (f) 承授人若違反或不履行批地文件內其須履行之契諾或條件，或未能繳付地租，政府可合法重收、重新管有及享用該地段或其任何部分及逐出承授人或該地段的佔用人。
- (g) 如為改善香港或其他公共目的所需，經發出三個公曆月的通知予佔用人及就該地段及其上之建築物支付予承授人由政府評定的充分和公平賠償，政府有權收回及管有該地段或其任何部分。

C. 見第 5 段。

備註：本節中提述「承授人」一詞指根據相關批地文件中的承租人或承授人和如文意允許時包括其遺囑執行人、遺產管理人及承讓人。

1. The lot numbers of the land on which the Development is situated

The Remaining Portion of Section H of Inland Lot No.605, the Remaining Portion of Section I of Inland Lot No.605, the Remaining Portion of Section J of Inland Lot No.605 and the Remaining Portion of Inland Lot No.605 (the “Land”).

(Note: Inland Lot No. 605 will be referred to as the “Lot”).

2. The term of years under the lease

995 years commencing from 25 June 1863.

3. The user restrictions applicable to that land

The Land shall not be used for any trade or business of a brazier, slaughterman, soap-maker, sugar-baker, fellmonger, melter of tallow, oilman, butcher, distiller, victualler or tavern-keeper, blacksmith, nightman, scavenger or any other noisy, noisome or offensive trade or business whatever without the previous licence of the Government.

4. The facilities that are required to be constructed and provided for the Government, or for public use

Not applicable.

5. The grantee’s obligations to lay, form or landscape any areas, or to construct or maintain any structures or facilities, within or outside that land

- (a) The grantee shall before the expiration of the first year of the term granted by the Land Grant, at his own costs, in a good, substantial and workman-like manner erect, build and completely finish fit for use, one or more good, substantial and safe brick or stone messuage(s) or tenement(s) upon some part of the Lot, with proper fences, walls, sewers, drains and all other usual or necessary appurtenances, and shall lay out and expend thereon the specified sum in the Land Grant, which said messuage(s) or tenement(s) shall be of the same rate of building, elevation, character and description, and shall front and range in an uniform manner with the messuages or tenements in the same street, and the whole to be done to the satisfaction of the Government. (Remark: This building covenant has expired and is not applicable to the Development.)
- (b) The grantee shall from time to time, and at all times, from and after the said messuage or tenement, erections and buildings on the Lot shall be respectively completed and finished, during the remainder of the term granted by the Land Grant, when, where and as often as need or occasion shall be and require, at his own costs, well and sufficiently repair, uphold, support, maintain, pave, purge, scour, cleanse, empty, amend and keep the said messuage(s) and tenement(s), erections and buildings, and all the walls, rails, lights etc., thereunto belonging, and which shall in any wise belong or appertain unto the same, in, by and with all and all manner of needful and necessary reparations, cleansings and amendments whatsoever, the whole to be done to the satisfaction of the Government.

6. The lease conditions that are onerous to a purchaser

- (a) The Government has reserved rights to mines, minerals and quarries of stone in, under and upon the Lot and such clay, chalk, brick-earth etc., under or upon the Lot as the Government may require for the roads, public buildings or other public purposes of Hong Kong, with full liberty at reasonable times in during the continuance of the term of the Land Grant, to enter the Lot to view, dig for, convert and carry away such things thereby doing as little damage as possible to the grantee.
- (b) The Government has also reserved the power to make and conduct in, through and under the Lot all and any public or common sewers, drains or watercourses.
- (c) The grantee will as often as need shall require, bear, pay and allow a reasonable share and proportion for and towards the costs and charges of making, building, repairing and amending all or any roads, pavements, channels, fences and party-walls, draughts, private or public sewers and drains requisite for or in or belonging to the Lot or any part thereof, in common with other premises near or adjoining thereto.
- (d) The Government may, twice or oftener in every year, at all reasonable times in the day, enter into and upon the Lot to view, search and see the condition of the items mentioned in paragraph (c) above and of all decays, defects and wants of reparation and amendment and may issue notice in writing requiring the grantee to repair and amend the same within three calendar months.
- (e) The Government has the right to enter into the Lot at any reasonable hours in the day time, within the last seven years of the term of the Land Grant, to take a schedule or inventory of all and every fixtures and things to be yielded up at the expiration of the term.
- (f) In case of the breach or non-performance of any covenant and condition on the part of the grantee to be performed in the land grant or a failure to pay the Government Rent by the grantee, it shall be lawful for the Government to re-enter, repossess and enjoy the Lot or any part thereof and expel the grantee and occupiers of the Lot.
- (g) The Government has the power to resume and take possession of the Lot or any part thereof if required for the improvement of Hong Kong or any other public purpose whatsoever. Three calendar months’ notice being given to the occupant of its being so required and a full and fair compensation for the Lot and the buildings thereon being paid to the said grantee to be valued by the Government.

C. See paragraph 5.

Note: The expression “grantee” as mentioned in this section means the lessee or grantee under the Land Grant concerned and where the context admits or requires includes his executors, administrators and assigns.



不適用

Not Applicable




1. 現特此建議買方聘用一間獨立的律師事務所（代表擁有人行事者除外），以在交易中代表買方行事。
2. 如買方聘用上述的獨立的律師事務所，以在交易中代表買方行事，該律師事務所將會能夠向買方提供獨立意見。
3. 如買方聘用代表擁有人行事的律師事務所同時代表買方行事，而擁有人與買方之間出現利益衝突：－
 - (i) 該律師事務所可能不能夠保障買方的利益；及
 - (ii) 買方可能要聘用一間獨立的律師事務所；及
 - (iii) 如屬 3(ii) 段的情況，買方須支付的律師費用總數，可能高於如買方自一開始即聘用一間獨立的律師事務所便須支付的費用。

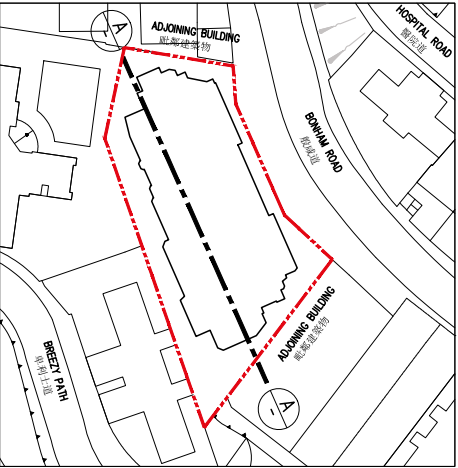
1. The purchaser is hereby recommended to instruct a separate firm of solicitors (other than that acting for the owner) to act for the purchaser in relation to the transaction.
2. If the purchaser instructs such separate firm of solicitors to act for the purchaser in relation to the transaction, that firm will be able to give independent advice to the purchaser.
3. If the purchaser instructs the firm of solicitors acting for the owner to act for the purchaser as well, and a conflict of interest arises between the owner and the purchaser:-
 - (i) that firm may not be able to protect the purchaser's interests; and
 - (ii) the purchaser may have to instruct a separate firm of solicitors; and
 - (iii) that in the case of paragraph 3(ii), the total solicitors' fees payable by the purchaser may be higher than the fees that would have been payable if the purchaser had instructed a separate firm of solicitors in the first place.

橫截面圖 A-A
Cross-Section Plan A-A

TOP ROOF	頂層天台
LIFT MACHINE ROOM	電梯機房
UR/F UPPER ROOF	上層天台
R/F ROOF	天台
30/F 30樓	RESIDENTIAL FLAT 住宅單位
29/F 29樓	RESIDENTIAL FLAT 住宅單位
28/F 28樓	RESIDENTIAL FLATS 住宅單位
27/F 27樓	RESIDENTIAL FLATS 住宅單位
26/F 26樓	RESIDENTIAL FLATS 住宅單位
25/F 25樓	RESIDENTIAL FLATS 住宅單位
23/F 23樓	RESIDENTIAL FLATS 住宅單位
22/F 22樓	RESIDENTIAL FLATS 住宅單位
21/F 21樓	RESIDENTIAL FLATS 住宅單位
20/F 20樓	RESIDENTIAL FLATS 住宅單位
19/F 19樓	RESIDENTIAL FLATS 住宅單位
18/F 18樓	RESIDENTIAL FLATS 住宅單位
17/F 17樓	RESIDENTIAL FLATS 住宅單位
16/F 16樓	RESIDENTIAL FLATS 住宅單位
15/F 15樓	RESIDENTIAL FLATS 住宅單位
12/F 12樓	RESIDENTIAL FLATS 住宅單位
11/F 11樓	RESIDENTIAL FLATS 住宅單位
10/F 10樓	RESIDENTIAL FLATS 住宅單位
9/F 9樓	RESIDENTIAL FLATS 住宅單位
8/F 8樓	RESIDENTIAL FLATS 住宅單位
7/F 7樓	RESIDENTIAL FLATS 住宅單位
6/F 6樓	RESIDENTIAL FLATS 住宅單位
TRANSFER PLATE	結構轉換層
5/F 5樓	
3/F 3樓	
2/F 2樓	
1/F 1樓	
G/F LIFT LOBBY	地下電梯大堂
G/F	地下



索引圖
Key Plan



發展項目的界線
Boundary Line of the Development

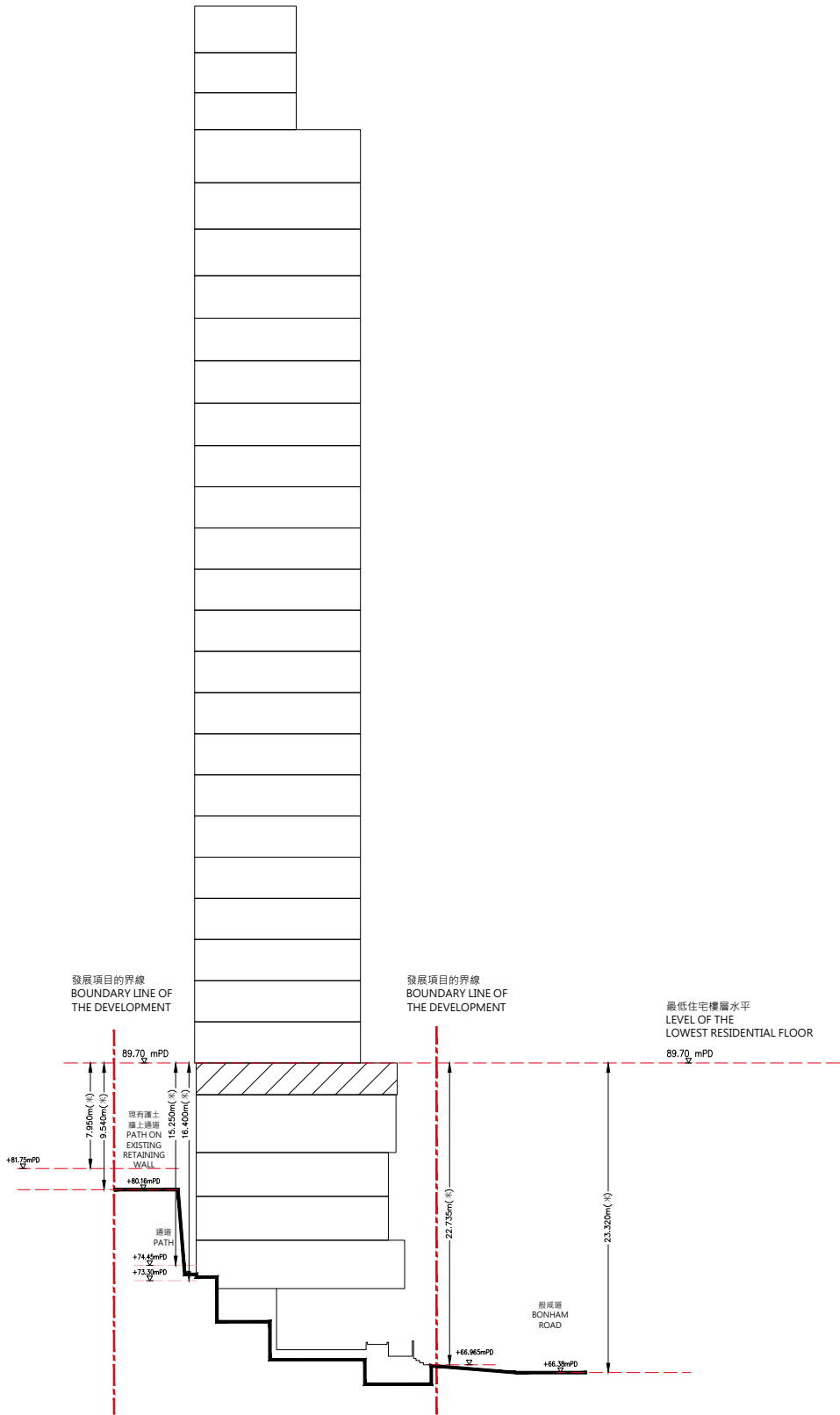
- 備註：
- ▽ 代表香港主水平基準以上的高度（米）。
 - 虛線代表建築物之最低住宅樓層水平。
 - mPD - 香港主水平基準以上的高度（以米為單位）。
 - 毗連建築物的一段樓梯為香港主水平基準以上 67.20 米至 74.45 米。

- Notes:
- ▽ Denotes height (in metres) above the Hong Kong Principal Datum.
 - Red dotted line denotes the lowest residential floor.
 - mPD - Height in metres above the Hong Kong Principal Datum (mPD).
 - The part of staircase adjacent to the building is 67.20 to 74.45 metres above the Hong Kong Principal Datum.

橫截面圖 B-B

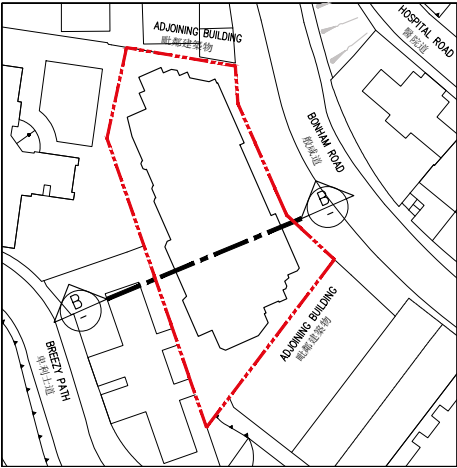
Cross-Section Plan B-B

TOP ROOF	頂層天台
LIFT MACHINE ROOM	電梯機房
UR/F UPPER ROOF	上層天台
R/F ROOF	天台
30/F 30樓	RESIDENTIAL FLAT 住宅單位
29/F 29樓	RESIDENTIAL FLAT 住宅單位
28/F 28樓	RESIDENTIAL FLATS 住宅單位
27/F 27樓	RESIDENTIAL FLATS 住宅單位
26/F 26樓	RESIDENTIAL FLATS 住宅單位
25/F 25樓	RESIDENTIAL FLATS 住宅單位
23/F 23樓	RESIDENTIAL FLATS 住宅單位
22/F 22樓	RESIDENTIAL FLATS 住宅單位
21/F 21樓	RESIDENTIAL FLATS 住宅單位
20/F 20樓	RESIDENTIAL FLATS 住宅單位
19/F 19樓	RESIDENTIAL FLATS 住宅單位
18/F 18樓	RESIDENTIAL FLATS 住宅單位
17/F 17樓	RESIDENTIAL FLATS 住宅單位
16/F 16樓	RESIDENTIAL FLATS 住宅單位
15/F 15樓	RESIDENTIAL FLATS 住宅單位
12/F 12樓	RESIDENTIAL FLATS 住宅單位
11/F 11樓	RESIDENTIAL FLATS 住宅單位
10/F 10樓	RESIDENTIAL FLATS 住宅單位
9/F 9樓	RESIDENTIAL FLATS 住宅單位
8/F 8樓	RESIDENTIAL FLATS 住宅單位
7/F 7樓	RESIDENTIAL FLATS 住宅單位
6/F 6樓	RESIDENTIAL FLATS 住宅單位
TRANSFER PLATE	結構轉換層
5/F 5樓	
3/F 3樓	
2/F 2樓	
1/F 1樓	
G/F LIFT LOBBY	地下電梯大堂
G/F 地下	



索引圖

Key Plan



—— 發展項目的界線
Boundary Line of the Development

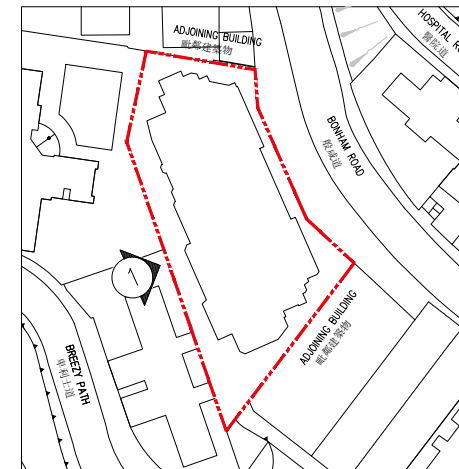
- 備註：
- ▽ 代表香港主水平基準以上的高度 (米)。
 - 虛線代表建築物之最低住宅樓層水平。
 - mPD - 香港主水平基準以上的高度 (以米為單位)。
 - 毗連建築物的一段般咸道為香港主水平基準以上 66.38 米至 66.965 米。
 - 毗連建築物的一段現有護土牆上通道為香港主水平基準以上 80.16 米至 81.75 米。
 - 毗連建築物的一段通道為香港主水平基準以上 73.30 米至 74.45 米。

- Notes:
- ▽ Denotes height (in metres) above the Hong Kong Principal Datum.
 - Red dotted line denotes the lowest residential floor.
 - mPD - Height in metres above the Hong Kong Principal Datum (mPD).
 - The part of Bonham Road adjacent to the building is 66.38 to 66.965 metres above the Hong Kong Principal Datum.
 - The part of Path on Existing Retaining Wall adjacent to the building is 80.16 to 81.75 metres above the Hong Kong Principal Datum.
 - The part of Path adjacent to the building is 73.30 to 74.45 metres above the Hong Kong Principal Datum.

立面圖 1
Elevation 1



索引圖
Key Plan



發展項目的認可人士已經證明該等立面：


- (1) 以 2025 年 7 月 31 日的情況為準的發展項目的經批准的建築圖則為基礎擬備；及
- (2) 大致上與發展項目的外觀一致。

It has been certified by the Authorized Person for the Development that the elevations:

- (1) are prepared on the basis of the approved building plans for the Development as of 31 July 2025; and
- (2) are in general accordance with the outward appearance of the Development.

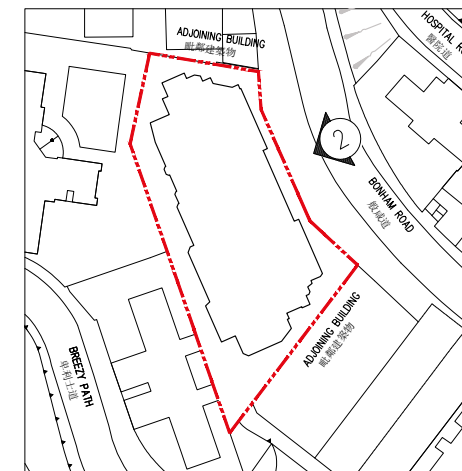
立面圖 2

Elevation 2



索引圖

Key Plan



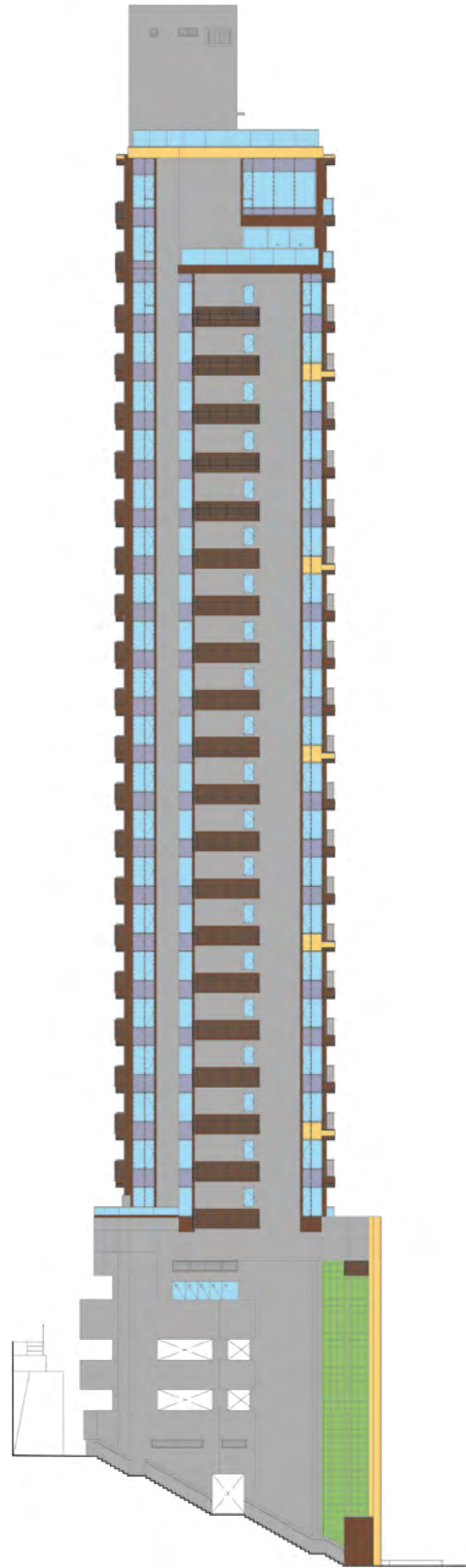
發展項目的認可人士已經證明該等立面：

- (1) 以 2025 年 7 月 31 日的情況為準的發展項目的經批准的建築圖則為基礎擬備；及
- (2) 大致上與發展項目的外觀一致。

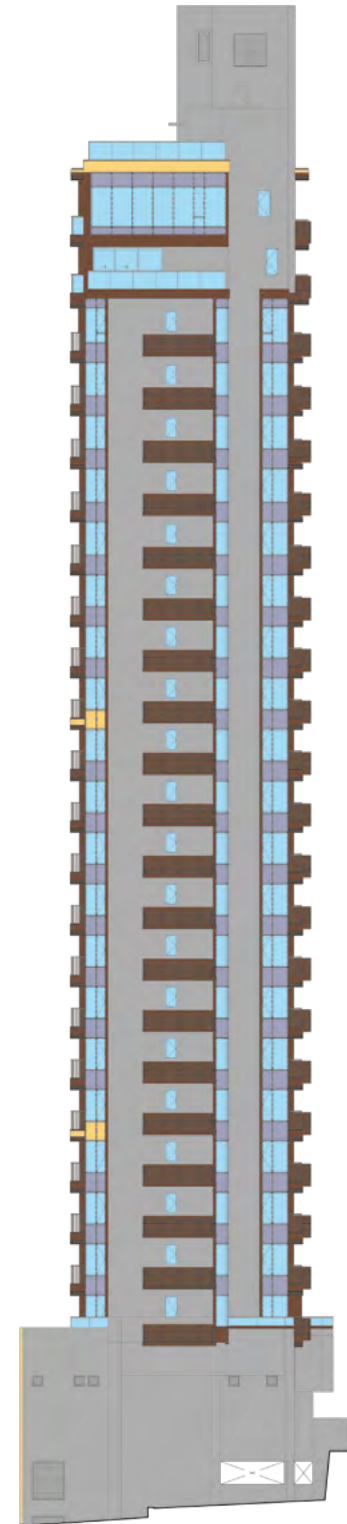
It has been certified by the Authorized Person for the Development that the elevations:

- (1) are prepared on the basis of the approved building plans for the Development as of 31 July 2025; and
- (2) are in general accordance with the outward appearance of the Development.

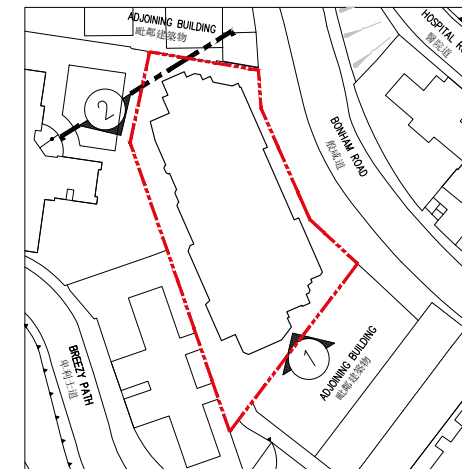
立面圖 1
Elevation 1



立面圖 2
Elevation 2



索引圖
Key Plan



發展項目的認可人士已經證明該等立面：

- (1) 以 2025 年 7 月 31 日的情況為準的發展項目的經批准的建築圖則為基礎擬備；及
- (2) 大致上與發展項目的外觀一致。

It has been certified by the Authorized Person for the Development that the elevations:

- (1) are prepared on the basis of the approved building plans for the Development as of 31 July 2025; and
- (2) are in general accordance with the outward appearance of the Development.



公用設施 Common Facilities		有上蓋遮蓋面積 Covered Area	沒有上蓋遮蓋面積 Uncovered Area
a)	住客會所 (包括供住客使用的任何康樂設施) Residents' clubhouse (including any recreational facilities for residents' use)	479.416 sq. m. 平方米 5160 sq. ft. 平方呎	不適用 Not Applicable
b)	位於發展項目中的建築物的天台或在天台和最低一層住宅樓層之間的任何一層的、供住客使用的公用花園或遊樂地方 (不論是稱為公用空中花園或有其他名稱) A communal garden or play area for residents' use on the roof, or on any floor between the roof and the lowest residential floor, of a building in the development (whether known as a communal sky garden or otherwise)	不適用 Not Applicable	不適用 Not Applicable
c)	位於發展項目中的建築物的最低一層住宅樓層以下的、供住客使用的公用花園或遊樂地方 (不論是稱為有蓋及園景的遊樂場或有其他名稱) A communal garden or play area for residents' use below the lowest residential floor of a building in the development (whether known as a covered and landscaped play area or otherwise)	24.561 sq. m. 平方米 264 sq. ft. 平方呎	不適用 Not Applicable

備註：
以平方呎顯示之面積均依據 1 平方米 =10.764 平方呎換算，並四捨五入至整數。

Note:
Areas in square feet are converted at a rate of 1 square metre to 10.764 square feet and rounded to the nearest integer.



1. 備有關乎發展項目的分區計劃大綱圖的文本供閱覽的互聯網網站的網址為 <http://www.ozp.tpb.gov.hk>。
2. 指明住宅物業的每一公契在將指明住宅物業提供出售的日期的最新擬稿文本存放在指明住宅物業的售樓處，以供免費閱覽。

1. Copies of the outline zoning plans relating to the Development is available for inspection at <http://www.ozp.tpb.gov.hk>.
2. A copy of the latest draft of every Deed of Mutual Covenant in respect of the specified residential properties as at the date on which the specified residential properties are offered to be sold is available for inspection free of charge at the place at which the specified residential properties are offered to be sold.



1. 外部裝修物料

	細項	描述	
(a)	外牆	裝修物料的類型	基座：玻璃牆、幕牆、天然石、瓷磚、鋁質飾面板、鋁質飾條、鋁質百葉、外牆漆、玻璃簷篷及金屬圍欄
			住宅大廈：幕牆、鋁質飾面板、鋁質飾條、鋁質百葉、瓷磚、外牆漆、鋁質格柵及玻璃圍欄
(b)	窗	框的用料	氟化碳噴塗鋁質窗框
		玻璃的用料	住宅單位窗戶為中空玻璃配低輻射鍍膜（除下述單位以外）； 有色強化玻璃（只適用於 6 樓至 12 樓 A 單位、15 樓至 23 樓 A 單位、25 樓至 28 樓 A 單位的主人睡房、6 樓至 12 樓 A 及 D 單位、15 樓至 22 樓 A 及 D 單位、23 樓 A 及 C 單位、25 樓至 28 樓 A 及 C 單位及 29 樓至 30 樓 A 單位的廚房）； 酸蝕有色強化玻璃（只適用於 6 樓至 12 樓 D 單位、15 樓至 22 樓 D 單位、23 樓 C 單位、25 樓至 28 樓 C 單位及 29 樓至 30 樓 A 單位）
(c)	窗台	用料	不適用
		窗台板的裝修物料	不適用
(d)	花槽	裝修物料的類型	不適用
(e)	陽台或露台	(i) 露台裝修物料的類型	玻璃圍欄裝設夾層鋼化玻璃配以鋁質扶手
			地台：瓷磚（除下述單位以外）； 瓷磚及戶外天然石地台（只適用於 28 樓 A 單位）； 瓷磚及戶外複合木地台（只適用於 23 樓 D 單位）
			牆壁：鋁質飾面板、外牆漆及瓷磚
			天花：鋁質飾面板及外牆漆
		(ii) 露台是否有蓋	露台設有上蓋
		陽台	不適用
(f)	乾衣設施	類型	不適用
		用料	不適用

2. 室內裝修物料

	細項	描述					
			牆壁	地板	天花板		
(a)	大堂	地下住宅入口大堂的裝修物料的類型	天然石、玻璃、木皮及金屬	天然石及金屬	木皮、金屬及石膏板假天花並髹乳膠漆		
		住宅樓層電梯大堂的裝修物料的類型	金屬、木皮及天然石	天然石及金屬	木皮及石膏板假天花並髹乳膠漆		
(b)	內牆及天花板		牆壁	天花板			
		客廳的裝修物料的類型	乳膠漆 (除下述單位以外) ; 金屬、牆布、捫布及油漆 (只適用於 6 樓 C 單位) ; 金屬、木皮、牆布、捫布、天然石、油漆及皮革 (只適用於 28 樓 A 單位)	髹乳膠漆。部分位置裝設石膏板假天花及天花橫樑 (除下述單位以外) ; 油漆。部分位置裝設石膏板及強化玻璃纖維強化石膏板假天花及天花橫樑 (只適用於 6 樓 C 單位) ; 油漆。部分位置裝設石膏板及木皮假天花及天花橫樑 (只適用於 28 樓 A 單位)			
		飯廳的裝修物料的類型	乳膠漆 (除下述單位以外) ; 金屬、牆布、捫布及油漆 (只適用於 6 樓 C 單位) ; 金屬、木皮、牆布、捫布、天然石、油漆及皮革 (只適用於 28 樓 A 單位)	髹乳膠漆。部分位置裝設石膏板假天花及天花橫樑 (除下述單位以外) ; 油漆。部分位置裝設石膏板及強化玻璃纖維強化石膏板假天花及天花橫樑 (只適用於 6 樓 C 單位) ; 油漆。部分位置裝設石膏板及木皮假天花及天花橫樑 (只適用於 28 樓 A 單位)			
		睡房的裝修物料的類型	乳膠漆 (除下述單位以外) ; 捫布、牆布及油漆 (只適用於 6 樓 C 單位) ; 金屬、木皮、捫布、牆布、皮革及鏡 (只適用於 28 樓 A 單位)	髹乳膠漆。部分位置裝設石膏板假天花及天花橫樑 (除下述單位以外) ; 油漆。部分位置裝設石膏板及強化玻璃纖維強化石膏板假天花及天花橫樑 (只適用於 6 樓 C 單位) ; 油漆。部分位置裝設石膏板及木皮假天花及天花橫樑 (只適用於 28 樓 A 單位)			
(c)	內部地板		地板	牆腳線			
		客廳的用料	複合木地板及天然石門檻 (除下述單位以外) ; 天然石 (只適用於 6 樓 C 單位) ; 複合木地板及天然石 (只適用於 28 樓 A 單位)	木牆腳線 (除下述單位以外) ; 油漆腳線 (只適用於 6 樓 C 單位)			
		飯廳的用料	複合木地板 (除下述單位以外) ; 天然石 (只適用於 6 樓 C 單位) ; 複合木地板及天然石 (只適用於 28 樓 A 單位)	木牆腳線 (除下述單位以外) ; 油漆腳線 (只適用於 6 樓 C 單位)			
		睡房的用料	複合木地板 (除下述單位以外) ; 複合木地板及天然石 (只適用於設有工作平台的睡房)	木牆腳線 (除下述單位以外) ; 油漆及金屬腳線 (只適用於 6 樓 C 單位) ; 木牆及油漆腳線 (只適用於 28 樓 A 單位)			
(d)	浴室		牆壁	地板	天花板		
		(i) 裝修物料的類型	天然石及岩板 (除下述單位以外) ; 天然石 (只適用於 6 樓 C 單位) ; 天然石及玻璃 (只適用於 28 樓 A 單位) 瓷磚 (只適用於洗手間)	天然石 (除下述單位以外) ; 天然石及岩板 (只適用於 6 樓 E 及 F 單位、7 樓至 12 樓 C、E 及 F 單位、15 樓至 22 樓 C、E 及 F 單位、23 樓 D 及 E 單位及 25 樓至 28 樓 D 及 E 單位) ; 瓷磚 (只適用於洗手間)	石膏板假天花並髹乳膠漆 (除下述單位以外) ; 鋁質假天花及鋁百葉 (只適用於洗手間)		
		(ii) 牆壁的裝修物料是否鋪至天花板	裝修物料鋪至假天花底				
(e)	廚房		牆壁	地板	天花板	灶台	
		(i) 裝修物料的類型	岩板及瓷磚 (除下述單位以外) ; 天然石及瓷磚 (只適用於 6 樓 C 單位及 28 樓 A 單位)	岩板 (除下述單位以外) ; 複合木地板 (只適用於 6 樓 E 及 F 單位、7 樓至 2 樓 C、E 及 F 單位、15 至 22 樓 C、E 及 F 單位、23 樓 D 及 E 單位及 25 至 28 樓 D 及 E 單位) ; 天然石 (只適用於 6 樓 C 單位及 28 樓 A 單位)	石膏板假天花並髹乳膠漆 (除下述單位以外) ; 油漆。部分位置裝設石膏板及強化玻璃纖維強化石膏板假天花及天花橫樑 (只適用於 6 樓 C 單位)	岩板 (除下述單位以外) ; 天然石 (只適用於 6 樓 C 單位及 28 樓至 30 樓 A 單位)	
		(ii) 牆壁的裝修物料是否鋪至天花板	裝修物料鋪至假天花底				



3. 室內裝置

	細項	描述			
			用料	裝修物料	配件
(a)	門	單位大門	實心防火木掩門	木皮 (除下述單位以外) ； 木皮及金屬 (只適用於 6 樓 C 單位 及 28 樓 A 單位)	門鎖、暗門鼓、門擋、暗門鉸及防盜眼
		露台門	氟碳塗層鋁質框	中空玻璃配低輻射鍍膜	門鎖及趟門路軌
		工作平台門	氟碳塗層鋁質框	中空玻璃配低輻射鍍膜	門鎖及門較
		平台趟門	氟碳塗層鋁質框	中空玻璃配低輻射鍍膜	門鎖及趟門路軌
		平台門	氟碳塗層鋁質框	中空玻璃配低輻射鍍膜	門鎖及門較
		天台門	氟碳塗層鋁質框	中空玻璃配低輻射鍍膜	門鎖及門較
		睡房門	木面夾板木門	木皮 (除下述單位以外) ； 捫布、木皮及金屬 (只適用於 28 樓 A 單位)	門鎖、門擋及門鉸
		浴室門	木面夾板木門	木皮 (除下述單位以外) ； 木皮、牆布及金屬 (只適用於 28 樓 A 單位)	門鎖、門擋及門鉸
		洗手間門	鋁框摺疊門	磨沙鋼化玻璃	門鎖及摺疊路軌
		廚房門 (只適用於 6 樓至 12 樓 A、B 及 D 單位、15 樓至 22 樓 A、B 及 D 單位、23 樓 A、B 及 C 單位、25 樓至 28 樓 A、B 及 C 單位及 29 樓至 30 樓 A 單位)	防火實心木門	防火玻璃及木皮 (除下述單位以外) ； 金屬及木皮 (只適用於 28 樓 A 單位)	門鎖、暗門鼓、門擋及門鉸
		儲物室門 (只適用於 6 樓 至 12 樓 A、B 及 D 單位、15 樓至 22 樓 A、B 及 D 單位、23 樓 A、B 及 C 單位、25 樓至 28 樓 A、B 及 C 單位及 29 樓至 30 樓 A 單位)	木面夾板木門	木皮	門鎖、門擋及門鉸
		化妝間門 (只適用於 23 樓 A 單位 、25 樓 至 30 樓 A 單位)	木面夾板木門	木皮 (除下述單位以外) ； 木皮、金屬及鏡 (只適用於 28 樓 A 單位)	門鎖、門擋及門鉸 (除下述單位以外) ； 門鎖、門擋及暗門鉸 (只適用於 28 樓 A 單位)



3. 室內裝置

	細項	描述			
			裝置及設備	類型	用料
(b)	浴室	(i) 裝置及設備的類型及用料	櫃	櫃枱面	天然石
				洗手盆櫃	木製櫃連金屬及膠板 (除下述單位以外) ; 木製櫃連金屬、天然石及膠板 (只適用於 6 樓至 12 樓 A、B 及 D 單位、15 樓至 22 樓 A、B 及 D 單位、23 樓 A、B 及 C 單位、25 樓至 27 樓 A、B 及 C 單位及 29 樓至 30 樓 A 單位) ; 木製櫃連天然石及油漆 (只適用於 6 樓 C 單位) ; 木製櫃連金屬及木皮、皮革、天然石及金屬 (只適用於 28 樓 A 單位)
				鏡櫃	木製櫃連鏡、金屬、膠板、玻璃及天然石層板 (除下述單位以外) ; 木製櫃連鏡、金屬、焗漆、膠板、玻璃及天然石層板 (只適用於 6 樓至 12 樓 A 單位、15 樓至 23 樓 A 單位、25 樓至 27 樓 A 單位及 29 樓至 30 樓 A 單位的主人浴室) ; 木製櫃連鏡、金屬、玻璃、油漆及油漆層板 (只適用於 6 樓 C 單位) ; 木製櫃連鏡、金屬、玻璃及天然石層板 (只適用於 28 樓 A 單位)
			其他設備	洗手盆水龍頭	有色電鍍
				洗手盆	陶瓷
				坐廁	陶瓷
				廁紙架	有色電鍍
				毛巾掛勾	有色電鍍
				淋浴間	強化清玻璃
			其他設備	隨樓附送之設備，請參閱「設備說明表」	
		(ii) 供水系統的類型及用料		冷水喉	銅喉
				熱水喉	銅喉
		(iii) 沐浴設施 (包括花灑或浴缸 (如適用的話))	花灑	花灑套裝	有色電鍍
			浴缸	浴缸花灑套裝	有色電鍍
				浴缸	鋼瓷釉
		(iv) 浴缸大小 (如適用的話)	1400 毫米 (長) x 700 毫米 (闊) x 400 毫米 (深) (只適用於 6 樓至 12 樓 B、C 及 D 單位、15 樓至 22 樓 B、C 及 D 單位、23 樓 B 及 C 單位、25 樓至 28 樓 B 及 C 單位的主人浴室及 29 樓至 30 樓 A 單位的浴室 1、2 及 4) ; 1500 毫米 (長) x 700 毫米 (闊) x 400 毫米 (深) (只適用於 6 樓至 12 樓 A 單位、15 樓至 23 樓 A 單位、25 樓至 30 樓 A 單位的主人浴室)		
(c)	廚房		用料		
		(i) 洗滌盆	不銹鋼		
		(ii) 供水系統	冷熱水供水系統採用銅喉		
			用料	裝修物料	
		(iii) 廚櫃	木製廚櫃配木製櫃門 (除下述單位以外) ; 木製廚櫃配木製及玻璃櫃門 (只適用於 6 樓至 12 樓 A 單位、15 樓至 23 樓 A 單位、25 樓至 27 樓 A 單位及 29 樓至 30 樓 A 單位)	膠板及金屬 (除下述單位以外) ; 木皮、岩板、金屬、焗漆及玻璃 (只適用於 6 樓至 12 樓 A 單位、15 樓至 23 樓 A 單位、25 樓至 27 樓 A 單位及 29 樓至 30 樓 A 單位) ; 焗漆、膠板及金屬 (只適用於 6 樓 C 單位及 28 樓 A 單位)	
		(iv) 所有其他裝置及設備的類型	消防裝置及設備	所有開放式廚房的單位配置以下消防裝置及設備： 開放式廚房內的消防花灑頭及開放式廚房附近的煙霧感應器	
			其他裝置的類型	有色電鍍洗滌盆水龍頭	
			其他設備的類型	隨樓附送之設備，請參閱「設備說明表」	



3. 室內裝置

	細項	描述			
			裝置	類型	用料
(d)	睡房	裝置 (包括嵌入式衣櫃) 的類型及用料	嵌入式衣櫃 (只適用於 6 樓 C 單位及 28 樓 A 單位)	木製櫃	牆布、捫布、木皮、金屬及油漆 (只適用於 6 樓 C 單位) ; 牆布、捫布、木皮、金屬、皮革、油漆、鏡及天然石 (只適用於 28 樓 A 單位)
			其他裝置	不適用	不適用
(e)	電話	接駁點的位置及數目	請參閱「住宅單位機電裝置數量說明表」		
(f)	天線	接駁點的位置及數目	請參閱「住宅單位機電裝置數量說明表」		
(g)	電力裝置	(i) 供電附件 (包括安全裝置)	供電附件	提供電掣及插座之面板	
			安全裝置	三相電力配電箱配置微型斷路器	
		(ii) 導管是隱藏或外露	導管是部分隱藏及部分外露 ¹		
		(iii) 電插座及空調機接駁點的位置及數目	請參閱「住宅單位機電裝置數量說明表」		
(h)	氣體供應	類型	煤氣 (只適用於 6 樓至 12 樓 A、B、C 及 D 單位、15 樓至 22 樓 A、B、C 及 D 單位、23 樓、25 樓至 28 樓 A、B 及 C 單位、29 樓 A 單位及 30 樓 A 單位)		
		系統	6 樓至 12 樓 A、B、C 及 D 單位、15 樓至 22 樓 A、B、C 及 D 單位、23 樓、25 樓至 28 樓 A、B 及 C 單位、29 樓 A 單位及 30 樓 A 單位之煤氣喉接駁煤氣煮食爐		
		位置	請參閱「住宅單位機電裝置數量說明表」		
(i)	洗衣機接駁點	位置	請參閱「住宅單位機電裝置數量說明表」		
		設計	設有洗衣機來、去水接駁點		
(j)	供水	(i) 水管的用料	冷熱水供水系統採用銅喉		
		(ii) 水管是隱藏或外露	水管是部分隱藏及部分外露 ²		
		(iii) 有否熱水供應	廚房及浴室供應熱水		

備註：

1. 除部分隱藏於混凝土內之導管外，其他部分的導管均為外露。外露的導管可能被假天花、假陣、貯存櫃、覆面、非混凝土間牆、指定之管道槽或其他物料遮蓋。

2. 除部分隱藏於混凝土內之水管外，其他部分的水管均為外露。外露的水管可能被假天花、假陣、貯存櫃、覆面、非混凝土間牆、指定之管道槽或其他物料遮蓋。

4. 雜項

	細項	描述				
				住宅升降機		
(a)	升降機	(i) 品牌名稱及產品型號	品牌名稱	日立		
			產品型號	一號升降機：LCA-900-CO90 二號升降機：LCA-800-CO90 三號、四號及五號升降機：MCA-950-CO150		
		(ii) 升降機的數目及到達的樓層	升降機的數目	5		
			到達的樓層	一號升降機：地下、地下電梯大堂、1 樓至 3 樓、5 樓 二號升降機：地下電梯 大堂、2 樓、3 樓、5 樓 三號升降機：2 樓至 3 樓、5 樓至 12 樓、15 樓至 23 樓、25 樓至 30 樓 四號升降機：5 樓至 12 樓、15 樓至 23 樓、25 樓至 30 樓、天台 五號升降機：2 樓至 3 樓、5 樓至 12 樓、15 樓至 23 樓、25 樓至 30 樓		
(b)	信箱	用料	金屬			
(c)	垃圾收集	(i) 垃圾收集的方法	由清潔工人收集			
		(ii) 垃圾房的位置	各住宅層之公用地方設有垃圾及物料回收室。地下設有垃圾房及物料回收房			
(d)	水錶、電錶及氣體錶		水錶	電錶	氣體錶	
		(i) 位置	每層之公用水錶櫃	每層之公用電錶房	廚房廚櫃內 (只適用於 6 樓至 12 樓 A、B 及 D 單位、15 樓至 22 樓 A、B 及 D 單位、23 樓 A 及 C 單位、25 樓至 28 樓 A 及 C 單位及 29 樓至 30 樓 A 單位) ； 露台高位 (只適用於 6 樓至 12 樓 C 單位、15 樓至 22 樓 C 單位及 23 樓 B 單位及 25 樓至 28 樓 B 單位) ； 除以上列出的單位外，其餘單位均不適用	
		(ii) 就住宅單位而言是獨立抑或公用的錶	獨立的錶	獨立的錶	獨立的錶	

5. 保安設施

細項	描述
保安系統及設備	入口通道控制
	閉路電視
嵌入式裝備的細節	各住宅單位均裝配視像對講機連接地下入口大堂管理員櫃枱
嵌入式裝備的位置	請參閱「住宅單位機電裝置數量說明表」

6. 設備

細項	描述
設備	設備的品牌名稱及產品型號，請參閱「設備說明表」

備註：

賣方承諾如發展項目沒有安裝分別於第 4(a) 及 6 項指明的品牌名稱或產品型號的升降機或設備，便會安裝品質相若的升降機或設備。



1. Exterior finishes

	Item	Description	
(a)	External Wall	Type of finishes	Podium: glass wall, curtain wall, natural stone, ceramic tiles, aluminum cladding, aluminum feature, aluminum louvre, external painting, glass canopy and metal balustrade Residential tower: curtain wall, aluminum cladding, aluminum feature, aluminum louvre, ceramic tiles, external painting, aluminum grill and glass balustrade
(b)	Window	Material of frame	Fluorocarbon coating aluminum frame
		Material of glass	IGU tempered glass with low emissivity coating of residential units (Except those units set out below); Tinted tempered glass (Only applicable for master bedroom of Flat A on 6/F to 12/F, Flat A on 15/F to 23/F and Flat A on 25/F to 28/F and kitchen of Flat A & D on 6/F to 12/F, Flat A & D on 15/F to 22/F, Flat A & C on 23/F, Flat A & C on 25/F to 28/F and Flat A on 29/F to 30/F); Acid etched tinted tempered glass (Only applicable in Flat D on 6/F to 12/F, Flat D on 15/F to 22/F, Flat C on 23/F, Flat C on 25/F to 28/F and Flat A on 29/F to 30/F)
(c)	Bay window	Material of bay window	Not applicable
		Window sill finishes	Not applicable
(d)	Planter	Type of finishes	Not applicable
(e)	Verandah or balcony	(i) Type of finishes of Balcony	Laminated tempered glass balustrade with aluminum top railing
			Floor: ceramic tiles (Except those units set out below); ceramic tiles and outdoor natural stone decking (Only applicable for Flat A on 28/F); ceramic tiles and outdoor composite wood decking (Only applicable for Flat D on 23/F)
			Walls: aluminum cladding, external painting and ceramic tiles
			Ceilings: aluminum cladding and external painting
		(ii) Whether Balcony is covered	Balcony is covered
		Verandah	Not applicable
(f)	Drying facilities for clothing	Type	Not applicable
		Material	Not applicable

2. Interior finishes

	Item	Description			
			Wall	Floor	Ceiling
(a)	Lobby	Type of G/F residential entrance lobby finishes	Natural stone, glass, wood veneer and metal	Natural Stone and metal	Wood veneer, metal and gypsum board false ceiling with emulsion paint
		Type of lift lobby finishes for residential floors	Metal, wood veneer and natural stone	Natural Stone and metal	Wood veneer with gypsum board false ceiling with emulsion paint
(b)	Internal wall and ceiling		Wall	Ceiling	
		Type of living room finishes	Emulsion paint (Except those units set out below); Metal, wallcovering, fabric and paint (Only applicable for Flat C on 6/F); Metal, wood veneer, wallcovering, fabric, natural stone, paint and leather (Only applicable for Flat A on 28/F);	Finished with emulsion paint. Partly equipped with gypsum board false ceiling and ceiling bulkhead (Except those units set out below); Finished with paint. Partly equipped with gypsum board, glass fiber reinforced gypsum false ceiling and ceiling bulkhead (Only applicable for Flat C on 6/F); Finished with paint. Partly equipped with gypsum board, wood veneer false ceiling and ceiling bulkhead (Only applicable for Flat A on 28/F)	
		Type of dining room finishes	Emulsion paint (Except those units set out below); Metal, wallcovering, fabric and paint (Only applicable for Flat C on 6/F); Metal, wood veneer, wallcovering, fabric, natural stone, paint and leather (Only applicable for Flat A on 28/F);	Finished with emulsion paint. Partly equipped with gypsum board false ceiling and ceiling bulkhead (Except those units set out below); Finished with paint. Partly equipped with gypsum board, glass fiber reinforced gypsum false ceiling and ceiling bulkhead (Only applicable for Flat C on 6/F); Finished with paint. Partly equipped with gypsum board, wood veneer false ceiling and ceiling bulkhead (Only applicable for Flat A on 28/F)	
		Type of bedroom finishes	Emulsion paint (Except those units set out below); Fabric, wallcovering and emulsion paint (Only applicable for Flat C on 6/F); Metal, wood veneer, fabric, wallcovering, leather and mirror (Only applicable for Flat A on 28/F)	Finished with emulsion paint. Partly equipped with gypsum board false ceiling and ceiling bulkhead (Except those units set out below); Finished with paint. Partly equipped with gypsum board, glass fiber reinforced gypsum false ceiling and ceiling bulkhead (Only applicable for Flat C on 6/F); Finished with paint. Partly equipped with gypsum board, wood veneer false ceiling and ceiling bulkhead (Only applicable for Flat A on 28/F)	
(c)	Internal floor		Floor	Skirting	
		Material for living room	Engineered timber flooring and natural stone door threshold (Except those units set out below); Natural stone (Only applicable for Flat C on 6/F); Engineered timber flooring and natural stone (Only applicable for Flat A on 28/F)	Timber skirting (Except those units set out below); Paint finishes (Only applicable for Flat C on 6/F)	
		Material for dining room	Engineered timber flooring (Except those units set out below); Natural stone (Only applicable for Flat C on 6/F); Engineered timber flooring and natural stone (Only applicable for Flat A on 28/F)	Timber skirting (Except those units set out below); Paint finishes (Only applicable for Flat C on 6/F)	
		Material for bedroom	Engineered timber flooring (Except those units set out below); Engineered timber flooring and natural stone (Only applicable for bedrooms with utility platform)	Timber skirting (Except those units set out below); Paint and metal finishes (Only applicable for Flat C on 6/F); Timber and paint finishes skirting (Only applicable for Flat A on 28/F)	
(d)	Bathroom		Wall	Floor	Ceiling
		(i) Type of finishes	Natural Stone and sintered stone (Except those units set out below); Natural stone (Only applicable for Flat C on 6/F); Natural stone and glass (Only applicable for Flat A on 28/F); Ceramic tiles (Only applicable for lavatory)	Natural Stone (Except those units set out below); Natural stone and sintered stone (Only applicable for Flat E & F on 6/F, Flat C, E & F on 7/F to 12/F, Flat C, E & F on 15/F to 22/F, Flat D & E on 23/F and Flat D & E on 25/F to 28/F); Ceramic tiles (Only applicable for lavatory)	Finished with gypsum board false ceiling with emulsion paint (Except those units set out below); Aluminum false ceiling and aluminum louvre (Only applicable for lavatory)
		(ii) Whether the wall finishes run up to the ceiling	The wall finishes run up to the bottom line of false ceiling		



2. Interior finishes

	Item	Description				
			Wall	Floor	Ceiling	Cooking Bench
(e)	Kitchen	(i) Type of finishes	Sintered stone and ceramic tiles (Except those units set out below); Natural stone and ceramic tiles (Only applicable for Flat C on 6/F and Flat A on 28/F)	Sintered stone and natural stone (Except those units set out below); Engineered timber flooring (Only applicable for Flat E & F on 6/F, Flat C, E & F on 7/F to 12/F, Flat C, E & F on 15/F to 22/F, Flat D & E on 23/F and Flat D & E on 25/F to 28/F); Natural stone (Only applicable for Flat C on 6/F and Flat A on 28/F)	Finished with gypsum board false ceiling with emulsion paint (Except those units set out below); Finished with paint. Partly equipped with gypsum board, glass fiber reinforced gypsum false ceiling and ceiling bulkhead (Only applicable for Flat C on 6/F)	Sintered stone (Except those units set out below); Natural stone (Only applicable for Flat C on 6/F and Flat A on 28/F to 30/F)
		(ii) Whether the wall finishes run up to the ceiling	The wall finishes run up to the bottom line of false ceiling			



3. Interior fittings

	Item	Description			
			Material	Finishes	Accessories
(a)	Doors	Main entrance door	Solid core fire rated timber door	Wood veneer (Except those units set out below); Wood veneer and metal (Only applicable for Flat C on 6/F and Flat A on 28/F)	Lockset, concealed door closer, door stopper, concealed door hinge and eye viewer
		Balcony door	Aluminium frame finished with fluorocarbon coating	Insulated Glass Unit (IGU) with low emissivity coating	Lockset and sliding door track
		Utility platform door	Aluminium frame finished with fluorocarbon coating	Insulated Glass Unit (IGU) with low emissivity coating	Lockset and hinge
		Flat roof sliding door	Aluminium frame finished with fluorocarbon coating	Insulated Glass Unit (IGU) with low emissivity coating	Lockset and sliding door track
		Flat roof french door	Aluminium frame finished with fluorocarbon coating	Insulated Glass Unit (IGU) with low emissivity coating	Lockset and hinge
		Roof french door	Aluminium frame finished with fluorocarbon coating	Insulated Glass Unit (IGU) with low emissivity coating	Lockset and hinge
		Bedroom door	Hollow core timber door	Wood veneer (Except those units set out below); Fabric, wood veneer and metal (Only applicable for Flat A on 28/F)	Lockset, door stopper and door hinge
		Bathroom door	Hollow core timber door	Wood veneer (Except those units set out below); Wood veneer, wallcovering and metal (Only applicable for Flat A on 28/F)	Lockset, door stopper and door hinge
		Lavatory	Aluminium frame folding door	Frosted tempered glass	Lockset and folding door track
		Kitchen door (Only applicable for Flat A, B & D on 6/F to 12/F, Flat A, B & D on 15/F to 22/F, Flat A, B & C on 23/F, Flat A, B & C on 25/F to 28/F and Flat A on 29/F to 30/F)	Solid core fire rated timber door	Fire rated glass and wood veneer (Except those units set out below); Metal and wood veneer (Only applicable for Flat A on 28/F)	Lockset, concealed door closer, door stopper and door hinge
		Store room door (Only applicable for Flat A, B & D on 6/F to 12/F, Flat A, B & D on 15/F to 22/F, Flat A, B & C on 23/F, Flat A, B & C on 25/F to 28/F and Flat A on 29/F to 30/F)	Hollow core timber door	Wood veneer	Lockset, door stopper and door hinge
		Powder room door (Only applicable for Flat A on 23/F and Flat A on 25/F to 30/F)	Hollow core timber door	Wood veneer (Except those units set out below); Wood veneer, metal and mirror (Only applicable for Flat A on 28/F)	Lockset, door stopper and door hinge (Except those units set out below); Lockset, door stopper and concealed door hinge (Only applicable for Flat A on 28/F)

3. Interior fittings

	Item	Description				
			Fittings & Equipments	Type	Material	
(b)	Bathroom	(i) Type and material of fittings and equipment	Cabinet	Basin countertop	Natural Stone	
				Basin cabinet	Timber cabinet with metal and plastic laminate (Except those units set out below); Timber cabinet with metal, natural stone and plastic laminate (Only applicable for Flat A, B & D on 6/F to 12/F, Flat A, B & D on 15/F to 22/F, Flat A, B & C on 23/F, Flat A, B & C on 25 to 27/F and Flat A on 29/F to 30/F); Timber cabinet with natural stone and paint (Only applicable for Flat C on 6/F); Timber cabinet with wood veneer, leather, natural stone and metal (Only applicable for Flat A on 28/F)	
				Mirror cabinet	Timber cabinet with mirror, metal, plastic laminate, glass and natural stone shelf (Except those units set out below); Timber cabinet with mirror, metal, lacquer, plastic laminate, glass and natural stone shelf (Only applicable for master bathroom of Flat A on 6/F to 12/F, Flat A on 15/F to 23/F, Flat A on 25/F to 27/F and Flat A on 29/F to 30/F); Timber cabinet with mirror, metal, glass, paint and paint shelf (Only applicable for Flat C on 6/F); Timber cabinet with mirror, metal, glass and natural stone shelf (Only applicable for Flat A on 28/F)	
			Other appliances	Wash basin mixer	Colour electroplating	
				Wash basin	Vitreous China	
				Water closet	Vitreous China	
				Paper holder	Colour electroplating	
				Robe hook	Colour electroplating	
				Shower Compartment	Clear tempered glass	
			Other appliances	For appliances provision, please refer to the “Appliances Schedule”		
		(ii) Type and material of water supply system		Cold water supply	Copper water pipes	
				Hot water supply	Copper water pipes	
		(iii) Type and material of bathing facilities (including shower or bath tub, if applicable)		Shower	Shower set	Colour electroplating
				Bathtub	Bath mixer	Colour electroplating
					Bathtub	Steel Enamel
		(iv) Size of bath tub, if applicable		1400mm (Length) x 700mm (Width) x 400mm (Depth) (Only applicable for master bathroom for Flat B, C & D on 6/F to 12/F, Flat B, C & D on 15/F to 22/F, Flat B & C on 23/F, Flat B & C on 25/F to 28/F and bathroom 1, 2 & 4 for Flat A on 29/F to 30/F); 1500mm (Length) x 700mm (Width) x 400mm (Depth) (Only applicable for master bathroom for Flat A on 6/F to 12/F, Flat A on 15/F to 23/F and Flat A on 25/F to 30/F)		

3. Interior fittings

	Item	Description			
			Material		
(c)	Kitchen	(i) Sink unit	Stainless steel		
		(ii) Water supply system	Copper water pipes for cold and hot water supply system		
			Material	Finishes	
		(iii) Kitchen cabinet	Timber cabinet with timber door (Except those units set out below); Timeber cabinet with timber door and glass door (Only applicable for Flat A on 6/F to 12/F, Flat A on 15/F to 23/F, Flat A on 25/F to 27/F and Flat A on 29 to 30/F)	Plastic laminate and metal (Except those units set out below); Wood veneer, sintered stone, metal, lacquer and glass (Only applicable for Flat A on 6/F to 12/F, Flat A on 15/F to 23/F, Flat A on 25/F to 27/F and Flat A on 29 to 30/F); Lacquer, plastic laminate and metal (Only applicable for Flat C on 6/F and Flat A on 28/F)	
		(iv) Type of all other fittings and equipment	Fire service installations and equipment	All units with open kitchen are fitted with the following fire services installations: Sprinkler heads in the open kitchen and smoke detectors near open kitchen	
			Other fittings	Colour electroplating sink mixer	
			Other equipment	For appliances provision, please refer to the “Appliances Schedule”	
(d)	Bedroom		Fittings	Type	Material
		Type and material of fittings (including built-in wardrobe)	Built-in Wardrobe (Only Applicable for Flat C on 6/F and Flat A on 28/F)	Timber cabinet	Wallcovering, fabric, wood veneer, metal and paint (only applicable for Flat C on 6/F); Wallcovering, fabric, wood veneer, metal, leather, paint, mirror and natural stone (Only applicable for Flat A on 28/F)
			Other fittings	Not Applicable	Not Applicable
(e)	Telephone	Location and number of connection points	Please refer to the "Schedule of Mechanical & Electrical Provisions of Residential Units"		
(f)	Aerials	Location and number of connection points	Please refer to the "Schedule of Mechanical & Electrical Provisions of Residential Units"		
(g)	Electrical installations	(i) Electrical fittings (including safety devices)	Electrical fittings	Faceplate for all switches and power sockets	
			Safety devices	Electricity supply with three-phase power distribution box with miniature circuit breaker distribution board	
		(ii) Whether conduits are concealed or exposed	Conduits are partly concealed and partly exposed ¹		
		(iii) Location and number of power points and air-conditioner points	Please refer to the "Schedule of Mechanical & Electrical Provisions of Residential Units"		
(h)	Gas supply	Type	Town Gas (Only applicable for Flat A, B, C & D on 6/F to 12/F, Flat A, B, C & D on 15/F to 22/F, and Flat A, B & C on 23/F, 25/F to 28/F, and Flat A on 29/F to 30/F)		
		System	Gas supply pipe is provided and connected to gas cooker for Flat A, B, C & D on 6/F to 12/F, Flat A, B, C & D on 15/F to 22/F, and Flat A, B & C on 23/F, 25/F to 28/F, and Flat A on 29/F to 30/F		
		Location	Please refer to the "Schedule of Mechanical & Electrical Provisions of Residential Units"		
(i)	Washing machine connection point	Location	Please refer to the "Schedule of Mechanical & Electrical Provisions of Residential Units"		
		Design	Drain connection point and water connection point are provided for washing machine		
(j)	Water supply	(i) Material of water pipes	Copper pipes for cold and hot water supply		
		(ii) Whether water pipes are concealed or exposed	Water pipes are partly concealed and partly exposed ²		
		(iii) Whether hot water is available	Hot water supply is provided to the kitchen and bathroom		

Notes:

- Other than those parts of the conduits concealed within the concrete, the rest of them are exposed. The exposed conduits may be covered or hidden by false ceilings, bulkheads, cabinets, claddings, non-concrete partition walls, designated pipes ducts or other materials.
- Other than those parts of the water pipes concealed within the concrete, the rest of them are exposed. The exposed water pipes may be covered or hidden by false ceilings, bulkheads, cabinets, claddings, non-concrete partition walls, designated pipes ducts or other materials.



4. Miscellaneous

	Item	Description			
				Residential Lift	
(a)	Lifts	(i) Brand name and model number	Brand Name	Hitachi	
			Model Number	Lift 1: LCA-900-CO90 Lift 2: LCA-800-CO90 Lift 3, 4 & 5: MCA-950-CO150	
		(ii) Number and floors served by them	Number of lifts	5	
			Floor served by the lifts	Lift 1: G/F, G/F Lift Lobby, 1/F-3/F, 5/F Lift 2: G/F Lift Lobby, 2/F, 3/F, 5/F Lift 3: 2/F, 3/F, 5/F-12/F, 15/F-23/F 25/F-30/F Lift 4: 5/F-12/F, 15/F-23/F, 25/F-30/F, R/F Lift 5: 2/F, 3/F, 5/F-12/F, 15/F-23/F 25/F-30/F	
(b)	Letter box	Material	Metal		
(c)	Refuse collection	(i) Means of refuse collection	Collected by cleaners		
		(ii) Location of refuse room	Refuse storage and material recovery room is provided in the common area of each residential floor. Refuse storage and material recovery chamber is provided on G/F		
(d)	Water meter, electricity meter and gas meter		Water Meter	Electricity Meter	Gas Meter
		(i) Location	Common water meter cabinet on each floor	Common electric meter room on each floor	Within kitchen cabinet inside kitchen (Only applicable for Flat A, B & D on 6/F to 12/F, Flat A, B & D on 15/F to 22/F, Flat A and C on 23/F, Flat A and C on 25/F to 28/F and Flat A on 29/F to 30/F); High level of balcony (Only applicable for Flat C on 6/F to 12/F, Flat C on 15/F to 22/F, and Flat B on 23/F, 25/F to 28/F); Except for units set out above, not applicable to all other units
		(ii) Whether they are separate or communal meters for residential properties	Separate meter	Separate meter	Separate meter

5. Security facilities

Item	Description
Security system and equipment	Access Control
	CCTV
Details of built-in provisions	Video door phone connecting to watchman's counter at G/F entrance lobby for all residential units
Location of built-in provisions	Please refer to the "Schedule of Mechanical and Electrical Provisions of Residential Units"

6. Appliances

Item	Description
Appliances	For brand names and model numbers of appliances, please refer to the "Appliances Schedule"

Notes:
The vendor undertakes that if lifts or appliances of the specified brand name or model number as stated respectively in items 4(a) and 6 are not installed in the development, lifts or appliances of comparable quality will be installed.

設備說明表
Appliances Schedule

設備 Appliances	品牌名稱 Brand Name	產品型號 Model Number	6 樓 6/F						7 樓至 12 樓, 15 樓至 22 樓 7/F-12/F, 15/F-22/F						23 樓, 25 樓至 27 樓 23/F, 25/F-27/F					28 樓 28/F					29 樓 29/F	30 樓 30/F
			A	B	C	D	E	F	A	B	C	D	E	F	A	B	C	D	E	A	B	C	D	E	A	A
分體式冷氣機室內機 Single-Split Type Air-conditioner Indoor Unit	大金 Daikin	FTXS50LVMN	-	-	-	-	Y	Y	-	-	Y	-	Y	Y	-	-	-	Y	Y	-	-	-	Y	Y	-	-
分體式冷氣機室外機 Single-Split Type Air-conditioner Outdoor Unit	大金 Daikin	RXS50LVMN	-	-	-	-	Y	Y	-	-	Y	-	Y	Y	-	-	-	Y	Y	-	-	-	Y	Y	-	-
分體式冷氣機室內機 Single-Split Type Air-conditioner Indoor Unit	大金 Daikin	FDXS50CVMA	-	-	Y	-	-	-	-	-	-	-	-	-	-	-	-	-	-	-	-	-	-	-	-	-
分體式冷氣機室外機 Single-Split Type Air-conditioner Outdoor Unit	大金 Daikin	RXS50FVMA	-	-	Y	-	-	-	-	-	-	-	-	-	-	-	-	-	-	-	-	-	-	-	-	-
多聯分體式冷氣機室內機 Multi-Split Type Air-conditioner Indoor Unit	大金 Daikin	FTXS35KVMN	Y	Y	Y	Y	Y	Y	Y	Y	Y	Y	Y	Y	Y	Y	Y	Y	Y	-	Y	Y	Y	Y	-	-
多聯分體式冷氣機室內機 Multi-Split Type Air-conditioner Indoor Unit	大金 Daikin	FTXS50KAVMN	-	Y	-	Y	-	-	-	Y	-	Y	-	-	-	Y	Y	-	-	-	Y	Y	-	-	-	-
多聯分體式冷氣機室內機 Multi-Split Type Air-conditioner Indoor Unit	大金 Daikin	FTXS71KAVMN	Y	Y	-	Y	Y	Y	Y	Y	Y	Y	Y	Y	Y	Y	Y	Y	Y	-	Y	Y	Y	Y	-	-
多聯分體式冷氣機室內機 Multi-Split Type Air-conditioner Indoor Unit	大金 Daikin	CDXS35FAV2C	-	-	-	-	-	-	-	-	-	-	-	-	-	-	-	-	-	Y	-	-	-	-	-	-
多聯分體式冷氣機室內機 Multi-Split Type Air-conditioner Indoor Unit	大金 Daikin	CDXS71FAV2C	-	-	Y	-	-	-	-	-	-	-	-	-	-	-	-	-	-	Y	-	-	-	-	-	-
多聯分體式冷氣機室外機 Multi-Split Type Air-conditioner Outdoor Unit	大金 Daikin	3MXS80AA	-	-	-	Y	-	-	-	-	-	Y	-	-	-	-	Y	-	-	-	-	Y	-	-	-	-
多聯分體式冷氣機室外機 Multi-Split Type Air-conditioner Outdoor Unit	大金 Daikin	4MXS100AA	Y	Y	Y	Y	Y	Y	Y	Y	Y	Y	Y	Y	Y	Y	Y	Y	Y	Y	Y	Y	Y	Y	-	-
多聯分體式冷氣機室外機 Multi-Split Type Air-conditioner Outdoor Unit	大金 Daikin	4MXS115HV2C	-	-	-	-	-	-	-	-	-	-	-	-	Y	-	-	-	-	Y	-	-	-	-	-	-
多聯式冷氣機室內機 VRF Type Air-conditioner Indoor Unit	大金 Daikin	FXAQ25AVM	-	-	-	-	-	-	-	-	-	-	-	-	-	-	-	-	-	-	-	-	-	-	Y	Y
多聯式冷氣機室內機 VRF Type Air-conditioner Indoor Unit	大金 Daikin	FXAQ50AVM	-	-	-	-	-	-	-	-	-	-	-	-	-	-	-	-	-	-	-	-	-	-	Y	Y
多聯式冷氣機室內機 VRF Type Air-conditioner Indoor Unit	大金 Daikin	FJDP56DAP	-	-	-	-	-	-	-	-	-	-	-	-	-	-	-	-	-	-	-	-	-	-	Y	Y
多聯式冷氣機室內機 VRF Type Air-conditioner Indoor Unit	大金 Daikin	FJDP71CAP	-	-	-	-	-	-	-	-	-	-	-	-	-	-	-	-	-	-	-	-	-	-	Y	Y
多聯式冷氣機室外機 VRF Type Air-conditioner Outdoor Unit	大金 Daikin	RJZQ7BAY	-	-	-	-	-	-	-	-	-	-	-	-	-	-	-	-	-	-	-	-	-	-	Y	Y
多聯式冷氣機室外機 VRF Type Air-conditioner Outdoor Unit	大金 Daikin	RJZQ9BAY	-	-	-	-	-	-	-	-	-	-	-	-	-	-	-	-	-	-	-	-	-	-	Y	Y

備註：
- 上表所表示的 “ - ” 代表 「不適用」 或 「不提供」。
- 上表所顯示的 ” Y ” 代表 「有提供」。

Note:
- The symbol " - " as shown in the schedule above demotes "Not applicable" or "Not provided".
- The symbol "Y" as shown in the schedule above denotes "Provided".

設備說明表
Appliances Schedule

設備 Appliances	品牌名稱 Brand Name	產品型號 Model Number	6 樓 6/F						7 樓至 12 樓, 15 樓至 22 樓 7/F-12/F, 15/F-22/F						23 樓, 25 樓至 27 樓 23/F, 25/F-27/F					28 樓 28/F					29 樓 29/F	30 樓 30/F
			A	B	C	D	E	F	A	B	C	D	E	F	A	B	C	D	E	A	B	C	D	E	A	A
電熱水爐 Electric Water Heater	斯寶亞創 Stiebel Eltron	DHB 27 ST Trend	Y	-	-	-	-	-	Y	-	-	-	-	-	Y	-	-	-	-	Y	-	-	-	-	Y	Y
	斯寶亞創 Stiebel Eltron	DHB 18/21/24 ST Trend	Y	Y	Y	Y	Y	Y	Y	Y	Y	Y	Y	Y	Y	Y	Y	Y	Y	Y	Y	Y	Y	Y	Y	Y
	斯寶亞創 Stiebel Eltron	DHM 6	-	Y	-	-	-	-	-	Y	-	-	-	-	Y	-	-	-	-	Y	-	-	-	-	Y	Y
浴室 / 化妝間 / 洗手間抽氣扇 Bathroom / Powder Room / Lavatory Exhaust Fan	Gelec	DPT10-24H	Y	Y	Y	Y	Y	Y	Y	Y	Y	Y	Y	Y	Y	Y	Y	Y	Y	Y	Y	Y	Y	Y	Y	Y
廚房抽氣扇 Kitchen Exhaust Fan	Gelec	DPT15-45H	Y	Y	-	Y	-	-	Y	Y	-	Y	-	-	Y	Y	Y	-	-	Y	Y	Y	-	-	Y	Y
浴室寶 Thermo Ventilator	樂聲 Panasonic	FV-40BEN4H	Y	Y	Y	Y	Y	Y	Y	Y	Y	Y	Y	Y	Y	Y	Y	Y	Y	Y	Y	Y	Y	Y	Y	Y
智能家居系統 Home Automation System	Moorgen	-	Y	Y	Y	Y	Y	Y	Y	Y	Y	Y	Y	Y	Y	Y	Y	Y	Y	Y	Y	Y	Y	Y	Y	Y
泳池熱泵系統 Swimming Pool Heat Pump System	Kitware	THWP40-3-VD-SS	-	-	-	-	-	-	-	-	-	-	-	-	-	-	-	-	-	-	-	-	-	-	-	Y
抽油煙機 Cooker hood	Miele	DAS 2920	-	Y	-	Y	-	-	-	Y	-	Y	-	-	-	Y	Y	-	-	-	Y	Y	-	-	-	-
抽油煙機 Cooker hood	Miele	DAS 2620	-	-	Y	-	Y	Y	-	-	Y	-	Y	Y	-	-	-	Y	Y	-	-	-	Y	Y	-	-
抽油煙機 Cooker hood	Miele	DA 5328 W	Y	-	-	-	-	-	Y	-	-	-	-	-	Y	-	-	-	-	Y	-	-	-	-	Y	Y
炒鑊氣體煮食爐 Gas hob (Wok burner)	Miele	CS 1018 G	Y	Y	Y	Y	-	-	Y	Y	Y	Y	-	-	Y	Y	Y	-	-	Y	Y	Y	-	-	Y	Y
雙頭氣體煮食爐 Gas hob (2-burners)	Miele	CS 1013-1	Y	Y	Y	Y	-	-	Y	Y	Y	Y	-	-	Y	Y	Y	-	-	Y	Y	Y	-	-	Y	Y
雙頭電磁爐 Induction hob (2-zones)	Miele	CS 1212-1i	-	-	-	-	Y	Y	-	-	-	-	Y	Y	-	-	-	Y	Y	-	-	-	Y	Y	-	-
焗爐 Oven	Miele	H 2890 B	Y	-	-	-	-	-	Y	-	-	-	-	-	Y	-	-	-	-	Y	-	-	-	-	Y	Y
蒸爐 Steam oven	Miele	DG 6010	-	-	-	-	Y	Y	-	-	-	-	Y	Y	-	-	-	Y	Y	-	-	-	Y	Y	-	-
蒸焗爐 Steam combination oven	Miele	DGC 7250	-	-	Y	-	-	-	-	-	Y	-	-	-	-	-	-	-	-	-	-	-	-	-	-	-
蒸焗爐 Steam combination oven	Miele	DGC 7440 HC Pro	-	Y	-	Y	-	-	-	Y	-	Y	-	-	-	Y	Y	-	-	-	Y	Y	-	-	-	-

備註：
- 上表所表示的 “ - ” 代表 「不適用」 或 「不提供」。
- 上表所顯示的 ” Y ” 代表 「有提供」。

Note:
- The symbol " - " as shown in the schedule above demotes "Not applicable" or "Not provided".
- The symbol "Y" as shown in the schedule above denotes "Provided".

設備說明表
Appliances Schedule

設備 Appliances	品牌名稱 Brand Name	產品型號 Model Number	6 樓 6/F						7 樓至 12 樓, 15 樓至 22 樓 7/F-12/F, 15/F-22/F						23 樓, 25 樓至 27 樓 23/F, 25/F-27/F					28 樓 28/F					29 樓 29/F	30 樓 30/F
			A	B	C	D	E	F	A	B	C	D	E	F	A	B	C	D	E	A	B	C	D	E	A	A
蒸爐連微波爐 Steam oven with microwave	Miele	DGM 7440	Y	-	-	-	-	-	Y	-	-	-	-	-	Y	-	-	-	-	Y	-	-	-	-	Y	Y
雪櫃 Refrigerator	Miele	KFNS 7734 D	-	Y	-	Y	-	-	-	Y	-	Y	-	-	-	Y	Y	-	-	-	Y	Y	-	-	-	-
雪櫃 Refrigerator	Miele	KF 2911 Vi	Y	-	-	-	-	-	Y	-	-	-	-	-	Y	-	-	-	-	Y	-	-	-	-	-	-
雪櫃 Refrigerator	西門子 Siemens	KI86NHFD0K	-	-	Y	-	Y	Y	-	-	Y	-	Y	Y	-	-	-	Y	Y	-	-	-	Y	Y	-	-
雪櫃 Refrigerator	Sub-Zero	ICBBI-42S	-	-	-	-	-	-	-	-	-	-	-	-	-	-	-	-	-	-	-	-	-	-	Y	Y
酒櫃 Wine conditioning unit	Miele	KWT 6321 UG	Y	-	-	-	-	-	Y	-	-	Y	-	-	Y	Y	Y	-	-	Y	Y	Y	-	-	Y	Y
酒櫃 Wine Cellar	Winespot	S.F.F	-	-	Y	Y	Y	Y	-	-	Y	-	Y	Y	-	-	-	Y	Y	-	-	-	Y	Y	-	-
酒櫃 Wine Cellar	Vivant	V24MCE	-	-	-	-	-	-	-	-	-	-	-	-	-	-	-	-	-	Y	-	-	-	-	-	-
洗碗碟機 Dishwasher	Miele	G 7264 C SCVi	Y	Y	-	Y	-	-	Y	Y	-	Y	-	-	Y	Y	Y	-	-	Y	Y	Y	-	-	Y	Y
洗衣機 Washing machine	Miele	WED325 WCS	Y	Y	-	Y	-	-	Y	Y	-	Y	-	-	Y	Y	Y	-	-	Y	Y	Y	-	-	Y	Y
乾衣機 Dryer	Miele	TED 265 WP	Y	Y	-	Y	-	-	Y	Y	-	Y	-	-	Y	Y	Y	-	-	Y	Y	Y	-	-	Y	Y
洗衣乾衣機 Washer & Dryer	西門子 Siemens	WK14S250HK	-	-	Y	-	Y	Y	-	-	Y	-	Y	Y	-	-	-	Y	Y	-	-	-	Y	Y	-	-
衣物護理機 Laundry Cabinet	Miele	The Aerium	Y	-	-	-	-	-	Y	-	-	-	-	-	Y	Y	-	-	-	Y	Y	-	-	-	Y	Y
仿真壁爐 Faux Fire Place	JC CASA	JG-FFP-001-800	-	-	-	-	-	-	-	-	-	-	-	-	-	-	-	-	-	Y	-	-	-	-	-	-

備註：
- 上表所表示的 “ - ” 代表 「不適用」 或 「不提供」。
- 上表所顯示的 ” Y ” 代表 「有提供」。

Note:
- The symbol " - " as shown in the schedule above demotes "Not applicable" or "Not provided".
- The symbol "Y" as shown in the schedule above denotes "Provided".

住宅單位機電裝置數量說明表
Schedule of Mechanical & Electrical Provisions of Residential Units

位置 Location	描述 Description	6 樓 6/F						7 樓至 12 樓, 15 樓至 22 樓 7/F-12/F, 15/F-22/F						23 樓, 25 樓至 27 樓 23/F, 25/F-27/F					28 樓 28/F					29 樓 29/F	30 樓 30/F
		A	B	C	D	E	F	A	B	C	D	E	F	A	B	C	D	E	A	B	C	D	E	A	A
大門入口 Main Entrance	門鈴按鈕 Door Bell Push Button	1	1	1	1	1	1	1	1	1	1	1	1	1	1	1	1	1	1	1	1	1	1	1	1
客廳及飯廳 LIVING ROOM AND DINING ROOM (LIV. & DIN.)	視像對講機 Video Door Phone	1	1	1	1	1	1	1	1	1	1	1	1	1	1	1	1	1	1	1	1	1	1	1	1
	門鈴 Door Bell	-	-	1	-	-	-	-	-	1	-	-	-	-	-	-	-	-	-	-	-	-	-	-	-
	門鈴 5A 接線蘇 5A Fused Spur Unit For Door Bell	-	-	1	-	-	-	-	-	1	-	-	-	-	-	-	-	-	-	-	-	-	-	-	-
	13A 單位電插座連開關掣 13A Single Switched Socket Outlet	2	2	2	2	2	2	2	2	2	2	2	2	2	2	2	2	2	1	2	2	2	2	7	7
	13A 雙位電插座連開關掣 13A Twin Switched Socket Outlet	4	4	3	4	2	2	4	4	2	4	2	2	4	4	4	2	2	6	4	4	2	2	4	4
	13A 單位電插座連開關掣及 USB 13A Single Switched Socket Outlet With USB Outlet	-	-	-	-	-	1	-	-	-	-	-	1	-	-	-	-	1	3	-	-	-	1	-	-
	13A 雙位電插座連開關掣及 USB 13A Twin Switched Socket Outlet With USB Outlet	4	3	1	4	2	1	4	3	2	4	2	1	4	3	4	2	1	2	3	4	2	1	-	-
	雪櫃 13A 單位電插座連開關掣 13A Single Switched Socket Outlet For Refrigerator	-	-	1	-	-	-	-	-	1	-	-	-	-	-	-	-	-	-	-	-	-	-	-	-
	洗衣乾衣機 13A 單位電插座連開關掣 13A Single Switched Socket Outlet For Washer & Dryer	-	-	1	-	-	-	-	-	1	-	-	-	-	-	-	-	-	-	-	-	-	-	-	-
	衣物護理機 13A 單位電插座連開關掣 13A Single Switched Socket Outlet For Laundry Cabinet	1	-	-	-	-	-	1	-	-	-	-	-	1	1	-	-	-	1	1	-	-	-	-	-
	路由器 13A 單位電插座連開關掣 13A Single Switched Socket Outlet For Router	1	1	1	1	1	1	1	1	1	1	1	1	1	1	1	1	1	1	1	1	1	1	1	1
	櫃燈 / 裝飾燈供電位 Power Supply Point For Cabinet Light / Decorative Light	-	-	4	-	-	-	-	-	-	-	-	-	-	-	-	-	-	11	-	-	-	-	-	-
	窗簾供電位 Power Supply Point For Curtain	1	1	1	1	1	1	1	1	1	1	1	1	1	1	1	1	1	2	1	1	1	1	3	3
	備用家居智能化窗簾控制連接點 Spare Point For Curtain Home Automation Control Connection	1	-	-	-	-	-	1	-	-	-	-	-	1	-	-	-	-	2	-	-	-	-	3	3
	電視及電台插座 TV & FM Outlet	2	2	1	2	1	1	2	2	1	2	1	1	2	2	2	1	1	2	2	2	1	1	2	2
	電話插座 Telephone Outlet	2	2	1	2	1	1	2	2	1	2	1	1	2	2	2	1	1	2	2	2	1	1	2	2
	數據插座 Data Outlet	2	2	1	2	1	1	2	2	1	2	1	1	2	2	2	1	1	4	2	2	1	1	2	2
	備用家居智能化電視控制連接點 Spare Point For TV Home Automation Control Connection	2	-	-	-	-	-	2	-	-	-	-	-	2	-	-	-	-	2	-	-	-	-	2	2
	燈位 Lighting Point	6	3	4	5	3	4	6	3	4	5	3	4	6	4	5	3	4	7	4	5	3	4	7	7

備註：
• 上表 “1， 2...” 表示提供於該住宅單位內的裝置數量。
• 上表所顯示的 " - " 代表「不適用」或「不提供」。

Notes:
• “1,2...” as shown in the schedule above denotes the quantity of such provision(s) provided in the residential unit.
• The symbol " - " as shown in the schedule above denotes “Not applicable” or “Not provided”.

住宅單位機電裝置數量說明表
Schedule of Mechanical & Electrical Provisions of Residential Units

位置 Location	描述 Description	6 樓 6/F						7 樓至 12 樓, 15 樓至 22 樓 7/F-12/F, 15/F-22/F						23 樓, 25 樓至 27 樓 23/F, 25/F-27/F					28 樓 28/F					29 樓 29/F	30 樓 30/F
		A	B	C	D	E	F	A	B	C	D	E	F	A	B	C	D	E	A	B	C	D	E	A	A
客廳及飯廳 LIVING ROOM AND DINING ROOM (LIV. & DIN.)	燈掣 Lighting Switch	3	3	1	3	2	4	3	3	4	3	2	4	4	3	3	2	4	1	3	3	2	4	4	5
	智能家居面板 Home Automation Panel	2	2	3	2	2	2	2	2	2	2	2	2	2	2	2	2	2	5	2	2	2	2	2	2
	配電箱 Miniature Circuit Breakers Board	-	-	1	-	-	-	-	-	1	-	-	-	-	-	-	-	-	-	-	-	-	-	-	-
	浴室 / 化妝間抽氣扇開關掣 Switch For Exhaust Fan For Bathroom / Powder Room	1	1	1	1	1	1	1	1	1	1	1	1	2	1	1	1	1	2	1	1	1	1	1	1
	廚房抽氣扇開關掣 Switch For Exhaust Fan For Kitchen	1	1	-	1	-	-	1	1	-	1	-	-	1	1	1	-	-	1	1	1	-	-	1	1
	電熱水爐開關掣 Switch For Electric Water Heater	2	2	1	2	1	1	2	2	1	2	1	1	3	2	2	1	1	3	2	2	1	1	2	2
	室內冷氣機開關掣 / 供電位 Switch / Power Supply Point For Indoor Air-conditioner Unit	2	1	1	2	1	1	2	1	1	2	1	1	2	2	2	1	1	3	2	2	1	1	5	5
	家居智能化室內空調機連接點 Data Point For Indoor Air-conditioner Unit Home Automation Connection	2	-	-	-	-	-	2	-	-	-	-	-	2	-	-	-	-	3	-	-	-	-	5	5
	洗衣乾衣機接點 (來去水位) Washer & Dryer Connection Point (Water Inlet & Outlet)	-	-	1	-	-	-	-	-	1	-	-	-	-	-	-	-	-	-	-	-	-	-	-	-
	走廊 CORRIDOR	13A 單位電插座連開關掣 13A Single Switched Socket Outlet	-	-	-	-	-	-	-	-	-	-	-	-	-	-	-	-	-	-	-	-	-	2	2
13A 雙位電插座連開關掣 13A Twin Switched Socket Outlet		-	-	-	-	-	-	-	-	-	-	-	-	-	-	-	-	-	-	-	-	-	4	4	
路由器 13A 單位電插座連開關掣 13A Single Switched Socket Outlet For Router		-	-	-	-	-	-	-	-	-	-	-	-	-	-	-	-	-	-	-	-	-	1	1	
電視及電台插座 TV & FM Outlet		-	-	-	-	-	-	-	-	-	-	-	-	-	-	-	-	-	-	-	-	-	2	2	
電話插座 Telephone Outlet		-	-	-	-	-	-	-	-	-	-	-	-	-	-	-	-	-	-	-	-	-	2	2	
數據插座 Data Outlet		-	-	-	-	-	-	-	-	-	-	-	-	-	-	-	-	-	-	-	-	-	2	2	
燈位 Lighting Point		-	-	-	-	-	-	-	-	-	-	-	-	-	-	-	-	-	-	-	-	-	4	4	
智能家居面板 Home Automation Panel		-	-	-	-	-	-	-	-	-	-	-	-	-	-	-	-	-	-	-	-	-	2	2	
室內冷氣機開關掣 / 供電位 Switch / Power Supply Point For Indoor Air-conditioner Unit		-	-	-	-	-	-	-	-	-	-	-	-	-	-	-	-	-	-	-	-	-	1	1	
家居智能化室內空調機連接點 Data Point For Indoor Air-conditioner Unit Home Automation Connection		-	-	-	-	-	-	-	-	-	-	-	-	-	-	-	-	-	-	-	-	-	1	1	

備註：
• 上表 “1， 2...” 表示提供於該住宅單位內的裝置數量。
• 上表所顯示的 " - " 代表「不適用」或「不提供」。

Notes:
• “1,2...” as shown in the schedule above denotes the quantity of such provision(s) provided in the residential unit.
• The symbol " - " as shown in the schedule above denotes “Not applicable” or “Not provided”.

住宅單位機電裝置數量說明表
Schedule of Mechanical & Electrical Provisions of Residential Units

位置 Location	描述 Description	6 樓 6/F						7 樓至 12 樓, 15 樓至 22 樓 7/F-12/F, 15/F-22/F						23 樓, 25 樓至 27 樓 23/F, 25/F-27/F					28 樓 28/F					29 樓 29/F	30 樓 30/F
		A	B	C	D	E	F	A	B	C	D	E	F	A	B	C	D	E	A	B	C	D	E	A	A
主人睡房 MASTER BEDROOM (M.B.R.)	13A 單位電插座連開關掣 13A Single Switched Socket Outlet	-	-	2	-	-	-	-	-	-	-	-	-	-	-	-	-	-	1	-	-	-	-	1	1
	13A 雙位電插座連開關掣 13A Twin Switched Socket Outlet	4	2	1	2	2	2	4	2	2	2	2	2	4	2	2	2	2	2	2	2	2	2	4	4
	13A 單位電插座連開關掣及 USB 13A Single Switched Socket Outlet With USB Outlet	1	-	2	-	-	-	1	-	-	-	-	-	1	-	-	-	-	2	-	-	-	-	2	2
	13A 雙位電插座連開關掣及 USB 13A Twin Switched Socket Outlet With USB Outlet	4	2	-	1	1	1	4	2	2	1	1	1	4	2	1	1	1	3	2	1	1	1	-	-
	櫃燈 / 裝飾燈供電位 Power Supply Point For Cabinet Light / Decorative Light	-	-	1	-	-	-	-	-	-	-	-	-	-	-	-	-	-	2	-	-	-	-	-	-
	衣櫃供電位 Power Supply Point For Wardrobe	2	1	1	1	1	1	2	1	1	1	1	1	2	1	1	1	1	1	1	1	1	1	2	2
	窗簾供電位 Power Supply Point For Curtain	2	1	1	2	2	2	2	1	1	2	2	2	2	1	2	2	2	2	1	2	2	2	2	2
	備用家居智能化窗簾控制連接點 Spare Point For Curtain Home Automation Control Connection	2	-	-	-	-	-	2	-	-	-	-	-	2	-	-	-	-	2	-	-	-	-	2	2
	電視及電台插座 TV & FM Outlet	2	1	1	1	1	1	2	1	1	1	1	1	2	1	1	1	1	-	1	1	1	1	2	2
	電話插座 Telephone Outlet	2	1	1	1	1	1	2	1	1	1	1	1	2	1	1	1	1	1	1	1	1	1	2	2
	數據插座 Data Outlet	2	1	2	1	1	1	2	1	1	1	1	1	2	1	1	1	1	3	1	1	1	1	2	2
	備用家居智能化電視控制連接點 Spare Point For TV Home Automation Control Connection	2	-	-	-	-	-	2	-	-	-	-	-	2	-	-	-	-	-	-	-	-	-	2	2
	燈位 Lighting Point	3	2	3	1	1	2	3	2	2	1	1	2	3	2	1	1	2	5	2	1	1	2	2	2
	燈掣 Lighting Switch	3	3	1	2	1	2	2	3	3	3	2	2	2	3	3	2	2	1	3	3	2	2	2	2
	智能家居面板 Home Automation Panel	2	-	3	-	-	-	2	-	-	-	-	-	2	-	-	-	-	3	-	-	-	-	2	2
	浴室抽氣扇開關掣 Switch For Exhaust Fan For Bathroom	1	1	1	1	-	-	1	1	1	1	-	-	1	1	1	-	-	1	1	1	-	-	1	1
	電熱水爐開關掣 Switch For Electric Water Heater	1	1	1	1	-	-	1	1	1	1	-	-	1	1	1	-	-	1	1	1	-	-	1	1
	室內冷氣機開關掣 / 供電位 Switch / Power Supply Point For Indoor Air-conditioner Unit	2	1	1	1	1	1	2	1	1	1	1	1	2	1	1	1	1	2	1	1	1	1	2	2
	家居智能化室內空調機連接點 Data Point For Indoor Air-conditioner Unit Home Automation Connection	2	-	-	-	-	-	2	-	-	-	-	-	2	-	-	-	-	2	-	-	-	-	2	2

備註：
• 上表 “1， 2...” 表示提供於該住宅單位內的裝置數量。
• 上表所顯示的 " - " 代表「不適用」或「不提供」。

Notes:
• “1,2...” as shown in the schedule above denotes the quantity of such provision(s) provided in the residential unit.
• The symbol " - " as shown in the schedule above denotes “Not applicable” or “Not provided”.

住宅單位機電裝置數量說明表
Schedule of Mechanical & Electrical Provisions of Residential Units

位置 Location	描述 Description	6 樓 6/F						7 樓至 12 樓, 15 樓至 22 樓 7/F-12/F, 15/F-22/F						23 樓, 25 樓至 27 樓 23/F, 25/F-27/F					28 樓 28/F					29 樓 29/F	30 樓 30/F
		A	B	C	D	E	F	A	B	C	D	E	F	A	B	C	D	E	A	B	C	D	E	A	A
睡房 1 BEDROOM 1 (BR. 1)	13A 單位電插座連開關掣 13A Single Switched Socket Outlet	-	-	1	-	-	-	-	-	-	-	-	-	-	-	-	-	-	-	-	-	-	-	1	1
	13A 雙位電插座連開關掣 13A Twin Switched Socket Outlet	1	1	1	1	1	1	1	1	1	1	1	1	1	1	1	1	1	-	1	1	1	1	1	1
	13A 單位電插座連開關掣及 USB 13A Single Switched Socket Outlet With USB Outlet	2	1	-	2	1	1	2	1	1	2	1	1	2	1	2	1	1	1	1	2	1	1	2	2
	13A 雙位電插座連開關掣及 USB 13A Twin Switched Socket Outlet With USB Outlet	-	-	2	-	-	-	-	-	-	-	-	-	-	-	-	-	-	5	-	-	-	-	-	-
	櫃燈 / 裝飾燈供電位 Power Supply Point For Cabinet Light / Decorative Light	-	-	-	-	-	-	-	-	-	-	-	-	-	-	-	-	-	1	-	-	-	-	-	-
	衣櫃供電位 Power Supply Point For Wardrobe	1	1	-	1	1	1	1	1	1	1	1	1	1	1	1	1	1	1	1	1	1	1	1	1
	窗簾供電位 Power Supply Point For Curtain	1	1	1	1	1	1	1	1	1	1	1	1	1	1	1	1	1	1	1	1	1	1	1	1
	備用家居智能化窗簾控制連接點 Spare Point For Curtain Home Automation Control Connection	1	-	-	-	-	-	1	-	-	-	-	-	1	-	-	-	-	1	-	-	-	-	1	1
	電視及電台插座 TV & FM Outlet	1	1	1	1	1	1	1	1	1	1	1	1	1	1	1	1	1	-	1	1	1	1	1	1
	電話插座 Telephone Outlet	1	1	1	1	1	1	1	1	1	1	1	1	1	1	1	1	1	-	1	1	1	1	1	1
	數據插座 Data Outlet	1	1	2	1	1	1	1	1	1	1	1	1	1	1	1	1	1	2	1	1	1	1	1	1
	備用家居智能化電視控制連接點 Spare Point For TV Home Automation Control Connection	1	-	-	-	-	-	1	-	-	-	-	-	1	-	-	-	-	-	-	-	-	-	1	1
	燈位 Lighting Point	1	1	1	1	1	1	1	1	1	1	1	1	1	1	1	1	1	3	1	1	1	1	2	2
	燈掣 Lighting Switch	-	1	-	2	1	1	-	1	1	1	1	1	-	1	1	1	1	-	1	1	1	1	1	1
	智能家居面板 Home Automation Panel	1	-	1	-	-	-	1	-	-	-	-	-	1	-	-	-	-	2	-	-	-	-	1	1
	浴室抽氣扇開關掣 Switch For Exhaust Fan For Bathroom	-	-	-	-	-	-	-	-	-	-	-	-	-	-	-	-	-	-	-	-	-	-	1	1
	電熱水爐開關掣 Switch For Electric Water Heater	-	-	-	-	-	-	-	-	-	-	-	-	-	-	-	-	-	-	-	-	-	-	1	1
	室內冷氣機開關掣 / 供電位 Switch / Power Supply Point For Indoor Air-conditioner Unit	1	1	1	1	1	1	1	1	1	1	1	1	1	1	1	1	1	1	1	1	1	1	1	1
	家居智能化室內空調機連接點 Data Point For Indoor Air-conditioner Unit Home Automation Connection	1	-	-	-	-	-	1	-	-	-	-	-	1	-	-	-	-	1	-	-	-	-	1	1

備註：
• 上表 “1， 2...” 表示提供於該住宅單位內的裝置數量。
• 上表所顯示的 “-” 代表「不適用」或「不提供」。

Notes:
• “1,2...” as shown in the schedule above denotes the quantity of such provision(s) provided in the residential unit.
• The symbol “-” as shown in the schedule above denotes “Not applicable” or “Not provided”.

住宅單位機電裝置數量說明表
Schedule of Mechanical & Electrical Provisions of Residential Units

位置 Location	描述 Description	6 樓 6/F						7 樓至 12 樓, 15 樓至 22 樓 7/F-12/F, 15/F-22/F						23 樓, 25 樓至 27 樓 23/F, 25/F-27/F					28 樓 28/F					29 樓 29/F	30 樓 30/F
		A	B	C	D	E	F	A	B	C	D	E	F	A	B	C	D	E	A	B	C	D	E	A	A
睡房 2 BEDROOM 2 (BR. 2)	13A 單位電插座連開關掣 13A Single Switched Socket Outlet	-	-	-	-	-	-	-	-	-	-	-	-	-	-	-	-	-	-	-	-	-	-	1	1
	13A 雙位電插座連開關掣 13A Twin Switched Socket Outlet	1	-	-	1	-	-	1	-	-	1	-	-	1	1	1	-	-	2	1	1	-	-	1	1
	13A 單位電插座連開關掣及 USB 13A Single Switched Socket Outlet With USB Outlet	2	-	-	1	-	-	2	-	-	1	-	-	2	1	1	-	-	2	1	1	-	-	2	2
	13A 雙位電插座連開關掣及 USB 13A Twin Switched Socket Outlet With USB Outlet	-	-	-	-	-	-	-	-	-	-	-	-	-	-	-	-	-	2	-	-	-	-	-	-
	櫃燈 / 裝飾燈供電位 Power Supply Point For Cabinet Light / Decorative Light	-	-	-	-	-	-	-	-	-	-	-	-	-	-	-	-	-	2	-	-	-	-	-	-
	衣櫃供電位 Power Supply Point For Wardrobe	1	-	-	1	-	-	1	-	-	1	-	-	1	1	1	-	-	1	1	1	-	-	1	1
	窗簾供電位 Power Supply Point For Curtain	1	-	-	2	-	-	1	-	-	2	-	-	1	1	2	-	-	1	1	2	-	-	1	1
	備用家居智能化窗簾控制連接點 Spare Point For Curtain Home Automation Control Connection	1	-	-	-	-	-	1	-	-	-	-	-	1	-	-	-	-	1	-	-	-	-	1	1
	電視及電台插座 TV & FM Outlet	1	-	-	1	-	-	1	-	-	1	-	-	1	1	1	-	-	1	1	1	-	-	1	1
	電話插座 Telephone Outlet	1	-	-	1	-	-	1	-	-	1	-	-	1	1	1	-	-	-	1	1	-	-	1	1
	數據插座 Data Outlet	1	-	-	1	-	-	1	-	-	1	-	-	1	1	1	-	-	1	1	1	-	-	1	1
	備用家居智能化電視控制連接點 Spare Point For TV Home Automation Control Connection	1	-	-	-	-	-	1	-	-	-	-	-	1	-	-	-	-	1	-	-	-	-	1	1
	燈位 Lighting Point	1	-	-	2	-	-	1	-	-	2	-	-	1	1	2	-	-	2	1	2	-	-	2	2
	燈掣 Lighting Switch	-	-	-	1	-	-	-	-	-	1	-	-	-	1	1	-	-	-	1	1	-	-	1	1
	智能家居面板 Home Automation Panel	1	-	-	-	-	-	1	-	-	-	-	-	1	-	-	-	-	3	-	-	-	-	1	1
	浴室抽氣扇開關掣 Switch For Exhaust Fan For Bathroom	-	-	-	-	-	-	-	-	-	-	-	-	-	-	-	-	-	1	-	-	-	-	1	1
	電熱水爐開關掣 Switch For Electric Water Heater	-	-	-	-	-	-	-	-	-	-	-	-	-	-	-	-	-	1	-	-	-	-	1	1
	室內冷氣機開關掣 / 供電位 Switch / Power Supply Point For Indoor Air-conditioner Unit	1	-	-	1	-	-	1	-	-	1	-	-	1	1	1	-	-	1	1	1	-	-	1	1
	家居智能化室內空調機連接點 Data Point For Indoor Air-conditioner Unit Home Automation Connection	1	-	-	-	-	-	1	-	-	-	-	-	1	-	-	-	-	1	-	-	-	-	1	1

備註：
• 上表 “1， 2...” 表示提供於該住宅單位內的裝置數量。
• 上表所顯示的 “-” 代表「不適用」或「不提供」。

Notes:
• “1,2...” as shown in the schedule above denotes the quantity of such provision(s) provided in the residential unit.
• The symbol “-” as shown in the schedule above denotes “Not applicable” or “Not provided”.

住宅單位機電裝置數量說明表
Schedule of Mechanical & Electrical Provisions of Residential Units

位置 Location	描述 Description	6 樓 6/F						7 樓至 12 樓, 15 樓至 22 樓 7/F-12/F, 15/F-22/F						23 樓, 25 樓至 27 樓 23/F, 25/F-27/F					28 樓 28/F					29 樓 29/F	30 樓 30/F
		A	B	C	D	E	F	A	B	C	D	E	F	A	B	C	D	E	A	B	C	D	E	A	A
睡房 3 BEDROOM 3 (BR. 3)	13A 單位電插座連開關掣 13A Single Switched Socket Outlet	-	-	-	-	-	-	-	-	-	-	-	-	-	-	-	-	-	-	-	-	-	-	1	1
	13A 雙位電插座連開關掣 13A Twin Switched Socket Outlet	-	-	-	-	-	-	-	-	-	-	-	-	1	-	-	-	-	-	-	-	-	-	1	1
	13A 單位電插座連開關掣及 USB 13A Single Switched Socket Outlet With USB Outlet	-	-	-	-	-	-	-	-	-	-	-	-	1	-	-	-	-	-	-	-	-	-	1	1
	衣櫃供電位 Power Supply Point For Wardrobe	-	-	-	-	-	-	-	-	-	-	-	-	1	-	-	-	-	-	-	-	-	-	1	1
	窗簾供電位 Power Supply Point For Curtain	-	-	-	-	-	-	-	-	-	-	-	-	1	-	-	-	-	-	-	-	-	-	1	1
	備用家居智能化窗簾控制連接點 Spare Point For Curtain Home Automation Control Connection	-	-	-	-	-	-	-	-	-	-	-	-	1	-	-	-	-	-	-	-	-	-	1	1
	電視及電台插座 TV & FM Outlet	-	-	-	-	-	-	-	-	-	-	-	-	1	-	-	-	-	-	-	-	-	-	1	1
	電話插座 Telephone Outlet	-	-	-	-	-	-	-	-	-	-	-	-	1	-	-	-	-	-	-	-	-	-	1	1
	數據插座 Data Outlet	-	-	-	-	-	-	-	-	-	-	-	-	1	-	-	-	-	-	-	-	-	-	1	1
	備用家居智能化電視控制連接點 Spare Point For TV Home Automation Control Connection	-	-	-	-	-	-	-	-	-	-	-	-	1	-	-	-	-	-	-	-	-	-	1	1
	燈位 Lighting Point	-	-	-	-	-	-	-	-	-	-	-	-	2	-	-	-	-	-	-	-	-	-	1	1
	燈掣 Lighting Switch	-	-	-	-	-	-	-	-	-	-	-	-	1	-	-	-	-	-	-	-	-	-	1	1
	智能家居面板 Home Automation Panel	-	-	-	-	-	-	-	-	-	-	-	-	1	-	-	-	-	-	-	-	-	-	1	1
	浴室抽氣扇開關掣 Switch For Exhaust Fan For Bathroom	-	-	-	-	-	-	-	-	-	-	-	-	1	-	-	-	-	-	-	-	-	-	1	1
	電熱水爐開關掣 Switch For Electric Water Heater	-	-	-	-	-	-	-	-	-	-	-	-	1	-	-	-	-	-	-	-	-	-	1	1
	室內冷氣機開關掣 / 供電位 Switch / Power Supply Point For Indoor Air-conditioner Unit	-	-	-	-	-	-	-	-	-	-	-	-	1	-	-	-	-	-	-	-	-	-	1	1
	家居智能化室內空調機連接點 Data Point For Indoor Air-conditioner Unit Home Automation Connection	-	-	-	-	-	-	-	-	-	-	-	-	1	-	-	-	-	-	-	-	-	-	1	1

備註：
• 上表 “1， 2...” 表示提供於該住宅單位內的裝置數量。
• 上表所顯示的 " - " 代表「不適用」或「不提供」。

Notes:
• “1,2...” as shown in the schedule above denotes the quantity of such provision(s) provided in the residential unit.
• The symbol " - " as shown in the schedule above denotes “Not applicable” or “Not provided”.



住宅單位機電裝置數量說明表
Schedule of Mechanical & Electrical Provisions of Residential Units

位置 Location	描述 Description	6 樓 6/F						7 樓至 12 樓, 15 樓至 22 樓 7/F-12/F, 15/F-22/F						23 樓, 25 樓至 27 樓 23/F, 25/F-27/F					28 樓 28/F					29 樓 29/F	30 樓 30/F
		A	B	C	D	E	F	A	B	C	D	E	F	A	B	C	D	E	A	B	C	D	E	A	A
睡房 4 BEDROOM 4 (BR. 4)	13A 單位電插座連開關掣 13A Single Switched Socket Outlet	-	-	-	-	-	-	-	-	-	-	-	-	-	-	-	-	-	-	-	-	-	-	1	1
	13A 雙位電插座連開關掣 13A Twin Switched Socket Outlet	-	-	-	-	-	-	-	-	-	-	-	-	-	-	-	-	-	-	-	-	-	-	1	1
	13A 單位電插座連開關掣及 USB 13A Single Switched Socket Outlet With USB Outlet	-	-	-	-	-	-	-	-	-	-	-	-	-	-	-	-	-	-	-	-	-	-	1	1
	衣櫃供電位 Power Supply Point For Wardrobe	-	-	-	-	-	-	-	-	-	-	-	-	-	-	-	-	-	-	-	-	-	-	1	1
	窗簾供電位 Power Supply Point For Curtain	-	-	-	-	-	-	-	-	-	-	-	-	-	-	-	-	-	-	-	-	-	-	2	2
	備用家居智能化窗簾控制連接點 Spare Point For Curtain Home Automation Control Connection	-	-	-	-	-	-	-	-	-	-	-	-	-	-	-	-	-	-	-	-	-	-	2	2
	電視及電台插座 TV & FM Outlet	-	-	-	-	-	-	-	-	-	-	-	-	-	-	-	-	-	-	-	-	-	-	1	1
	電話插座 Telephone Outlet	-	-	-	-	-	-	-	-	-	-	-	-	-	-	-	-	-	-	-	-	-	-	1	1
	數據插座 Data Outlet	-	-	-	-	-	-	-	-	-	-	-	-	-	-	-	-	-	-	-	-	-	-	1	1
	備用家居智能化電視控制連接點 Spare Point For TV Home Automation Control Connection	-	-	-	-	-	-	-	-	-	-	-	-	-	-	-	-	-	-	-	-	-	-	1	1
	燈位 Lighting Point	-	-	-	-	-	-	-	-	-	-	-	-	-	-	-	-	-	-	-	-	-	-	1	1
	燈掣 Lighting Switch	-	-	-	-	-	-	-	-	-	-	-	-	-	-	-	-	-	-	-	-	-	-	2	2
	智能家居面板 Home Automation Panel	-	-	-	-	-	-	-	-	-	-	-	-	-	-	-	-	-	-	-	-	-	-	1	1
	浴室抽氣扇開關掣 Switch For Exhaust Fan For Bathroom	-	-	-	-	-	-	-	-	-	-	-	-	-	-	-	-	-	-	-	-	-	-	1	1
	電熱水爐開關掣 Switch For Electric Water Heater	-	-	-	-	-	-	-	-	-	-	-	-	-	-	-	-	-	-	-	-	-	-	1	1
	室內冷氣機開關掣 / 供電位 Switch / Power Supply Point For Indoor Air-conditioner Unit	-	-	-	-	-	-	-	-	-	-	-	-	-	-	-	-	-	-	-	-	-	-	1	1
	家居智能化室內空調機連接點 Data Point For Indoor Air-conditioner Unit Home Automation Connection	-	-	-	-	-	-	-	-	-	-	-	-	-	-	-	-	-	-	-	-	-	-	1	1

備註：
• 上表 “1， 2...” 表示提供於該住宅單位內的裝置數量。
• 上表所顯示的 " - " 代表「不適用」或「不提供」。

Notes:
• “1,2...” as shown in the schedule above denotes the quantity of such provision(s) provided in the residential unit.
• The symbol " - " as shown in the schedule above denotes “Not applicable” or “Not provided”.

住宅單位機電裝置數量說明表
Schedule of Mechanical & Electrical Provisions of Residential Units

位置 Location	描述 Description	6 樓 6/F						7 樓至 12 樓, 15 樓至 22 樓 7/F-12/F, 15/F-22/F						23 樓, 25 樓至 27 樓 23/F, 25/F-27/F					28 樓 28/F					29 樓 29/F	30 樓 30/F
		A	B	C	D	E	F	A	B	C	D	E	F	A	B	C	D	E	A	B	C	D	E	A	A
儲物室 / 儲物室 1 STORE / STORE1 (ST. / ST. 1)	13A 單位電插座連開關掣 13A Single Switched Socket Outlet	1	1	-	1	-	-	1	1	-	1	-	-	1	1	1	-	-	2	1	1	-	-	1	1
	13A 雙位電插座連開關掣 13A Twin Switched Socket Outlet	-	-	-	-	-	-	-	-	-	-	-	-	-	-	-	-	-	2	-	-	-	-	-	-
	13A 單位電插座連開關掣及 USB 13A Single Switched Socket Outlet With USB Outlet	-	-	-	-	-	-	-	-	-	-	-	-	-	-	-	-	-	1	-	-	-	-	-	-
	洗衣機 13A 單位電插座連開關掣 13A Single Switched Socket Outlet For Washing Machine	1	-	-	-	-	-	1	-	-	-	-	-	1	-	-	-	-	-	-	-	-	-	1	1
	乾衣機 13A 單位電插座連開關掣 13A Single Switched Socket Outlet For Dryer	1	-	-	-	-	-	1	-	-	-	-	-	1	-	-	-	-	-	-	-	-	-	1	1
	洗衣機及乾衣機 13A 雙位電插座連開關掣 13A Twin Switched Socket Outlet For Washing Machine & Dryer	-	1	-	1	-	-	-	1	-	1	-	-	-	-	1	-	-	1	-	1	-	-	-	-
	燈位 Lighting Point	1	1	-	1	-	-	1	1	-	1	-	-	1	1	1	-	-	3	1	1	-	-	2	2
	燈掣 Lighting Switch	1	1	-	1	-	-	1	1	-	1	-	-	1	1	1	-	-	2	1	1	-	-	2	2
	抽氣扇供電位 Power Supply Point For Exhaust Fan	1	-	-	1	-	-	1	-	-	1	-	-	1	-	1	-	-	1	-	1	-	-	-	-
	洗手間抽氣扇開關掣 Switch For Exhaust Fan For Lavatory	1	-	-	1	-	-	1	-	-	1	-	-	1	1	1	-	-	1	1	1	-	-	1	1
	電熱水爐供電位 Power Supply Point For Electric Water Heater	-	-	-	1	-	-	-	-	-	1	-	-	-	-	1	-	-	-	-	1	-	-	-	-
	電熱水爐溫度掣 Electric Water Heater Wired Remote Control	1	-	-	1	-	-	1	-	-	1	-	-	1	1	1	-	-	1	1	1	-	-	1	1
	室內冷氣機開關掣 Switch For Indoor Air-conditioner Unit	1	1	-	1	-	-	1	1	-	1	-	-	1	1	1	-	-	1	1	1	-	-	1	1
	洗衣機接駁點 (來去水位) Washing Machine Connection Point (Water Inlet & Outlet)	1	1	-	1	-	-	1	1	-	1	-	-	1	-	1	-	-	1	-	1	-	-	1	1
儲藏室 2 STORE2 (ST. 2)	13A 單位電插座連開關掣 13A Single Switched Socket Outlet	-	-	-	-	-	-	-	-	-	-	-	-	-	1	-	-	-	-	1	-	-	-	-	-
	燈位 Lighting Point	-	-	-	-	-	-	-	-	-	-	-	-	-	1	-	-	-	-	1	-	-	-	-	-
	燈掣 Lighting Switch	-	-	-	-	-	-	-	-	-	-	-	-	-	1	-	-	-	-	1	-	-	-	-	-
	室內冷氣機開關掣 Switch For Indoor Air-conditioner Unit	-	-	-	-	-	-	-	-	-	-	-	-	-	1	-	-	-	-	1	-	-	-	-	-

備註：
• 上表 “1， 2...” 表示提供於該住宅單位內的裝置數量。
• 上表所顯示的 “-” 代表「不適用」或「不提供」。

Notes:
• “1,2...” as shown in the schedule above denotes the quantity of such provision(s) provided in the residential unit.
• The symbol “-” as shown in the schedule above denotes “Not applicable” or “Not provided”.



住宅單位機電裝置數量說明表
Schedule of Mechanical & Electrical Provisions of Residential Units

位置 Location	描述 Description	6 樓 6/F						7 樓至 12 樓, 15 樓至 22 樓 7/F-12/F, 15/F-22/F						23 樓, 25 樓至 27 樓 23/F, 25/F-27/F					28 樓 28/F					29 樓 29/F	30 樓 30/F	
		A	B	C	D	E	F	A	B	C	D	E	F	A	B	C	D	E	A	B	C	D	E	A	A	
浴室 BATHROOM (BATH)	13A 單位電插座連開關掣 13A Single Switched Socket Outlet	-	-	-	-	1	1	-	-	-	-	1	1	-	-	-	1	1	-	-	-	1	1	-	-	
	13A 單位電插座連開關掣及 USB 13A Single Switched Socket Outlet With USB Outlet	-	-	-	-	1	1	-	-	-	-	1	1	-	-	-	1	1	-	-	-	1	1	-	-	
	櫃燈供電位 Power Supply Point For Cabinet Light	-	-	-	-	1	1	-	-	-	-	1	1	-	-	-	1	1	-	-	-	1	1	-	-	
	抽氣扇供電位 Power Supply Point For Exhaust Fan	-	-	-	-	1	1	-	-	-	-	1	1	-	-	-	1	1	-	-	-	1	1	-	-	
	浴室寶供電位 Power Supply Point For Thermo Ventilator	-	-	-	-	1	1	-	-	-	-	1	1	-	-	-	1	1	-	-	-	1	1	-	-	
	電熱水爐供電位 Power Supply Point For Electric Water Heater	-	-	-	-	1	1	-	-	-	-	1	1	-	-	-	1	1	-	-	-	1	1	-	-	
	電熱水爐溫度掣 Electric Water Heater Wired Remote Control	-	-	-	-	1	1	-	-	-	-	1	1	-	-	-	1	1	-	-	-	1	1	-	-	
	燈位 Lighting Point	-	-	-	-	3	3	-	-	-	-	3	3	-	-	-	3	3	-	-	-	3	3	-	-	
	主人浴室 MASTER BATHROOM (M. BATH)	13A 單位電插座連開關掣 13A Single Switched Socket Outlet	1	1	1	1	-	-	1	1	1	1	-	-	1	1	1	-	-	1	1	1	-	-	1	1
		13A 單位電插座連開關掣及 USB 13A Single Switched Socket Outlet With USB Outlet	2	1	1	1	-	-	2	1	1	1	-	-	2	1	1	-	-	2	1	1	-	-	2	2
櫃燈 / 裝飾燈供電位 Power Supply Point For Cabinet Light / Decorative light		1	1	1	1	-	-	1	1	1	1	-	-	1	1	1	-	-	2	1	1	-	-	1	1	
抽氣扇供電位 Power Supply Point For Exhaust Fan		1	1	1	1	-	-	1	1	1	1	-	-	1	1	1	-	-	1	1	1	-	-	1	1	
浴室寶供電位 Power Supply Point For Thermo Ventilator		1	1	1	1	-	-	1	1	1	1	-	-	1	1	1	-	-	1	1	1	-	-	1	1	
電熱水爐供電位 Power Supply Point For Electric Water Heater		1	1	1	1	-	-	1	1	1	1	-	-	1	1	1	-	-	1	1	1	-	-	1	1	
電熱水爐溫度掣 Electric Water Heater Wired Remote Control		1	1	1	1	-	-	1	1	1	1	-	-	1	1	1	-	-	1	1	1	-	-	1	1	
燈位 Lighting Point		5	3	4	3	-	-	5	3	3	3	-	-	5	3	3	-	-	10	3	3	-	-	5	5	

備註：
• 上表 “1， 2...” 表示提供於該住宅單位內的裝置數量。
• 上表所顯示的 " - " 代表「不適用」或「不提供」。

Notes:
• “1,2...” as shown in the schedule above denotes the quantity of such provision(s) provided in the residential unit.
• The symbol " - " as shown in the schedule above denotes “Not applicable” or “Not provided”.



住宅單位機電裝置數量說明表
Schedule of Mechanical & Electrical Provisions of Residential Units

位置 Location	描述 Description	6 樓 6/F						7 樓至 12 樓, 15 樓至 22 樓 7/F-12/F, 15/F-22/F						23 樓, 25 樓至 27 樓 23/F, 25/F-27/F					28 樓 28/F					29 樓 29/F	30 樓 30/F
		A	B	C	D	E	F	A	B	C	D	E	F	A	B	C	D	E	A	B	C	D	E	A	A
浴室 1 BATHROOM 1 (BATH 1)	13A 單位電插座連開關掣 13A Single Switched Socket Outlet	1	-	1	-	-	-	1	-	-	-	-	-	1	-	-	-	-	1	-	-	-	-	1	1
	13A 單位電插座連開關掣及 USB 13A Single Switched Socket Outlet With USB Outlet	1	1	1	1	-	-	1	1	1	1	-	-	1	1	1	-	-	2	1	1	-	-	1	1
	櫃燈 / 裝飾燈供電位 Power Supply Point For Cabinet Light / Decorative light	1	1	1	1	-	-	1	1	1	1	-	-	1	1	1	-	-	2	1	1	-	-	1	1
	抽氣扇供電位 Power Supply Point For Exhaust Fan	1	1	1	1	-	-	1	1	1	1	-	-	1	1	1	-	-	1	1	1	-	-	1	1
	浴室寶供電位 Power Supply Point For Thermo Ventilator	1	1	1	1	-	-	1	1	1	1	-	-	1	1	1	-	-	1	1	1	-	-	1	1
	電熱水爐供電位 Power Supply Point For Electric Water Heater	1	1	1	1	-	-	1	1	1	1	-	-	1	1	1	-	-	1	1	1	-	-	1	1
	電熱水爐溫度掣 Electric Water Heater Wired Remote Control	1	1	1	1	-	-	1	1	1	1	-	-	1	1	1	-	-	1	1	1	-	-	1	1
	燈位 Lighting Point	3	3	3	3	-	-	3	3	3	3	-	-	3	3	3	-	-	3	3	3	-	-	3	3
	13A 單位電插座連開關掣 13A Single Switched Socket Outlet	-	-	-	-	-	-	-	-	-	-	-	-	1	-	-	-	-	1	-	-	-	-	1	1
	13A 單位電插座連開關掣及 USB 13A Single Switched Socket Outlet With USB Outlet	-	-	-	-	-	-	-	-	-	-	-	-	1	-	-	-	-	1	-	-	-	-	1	1
浴室 2 BATHROOM 2 (BATH 2)	櫃燈供電位 Power Supply Point For Cabinet Light	-	-	-	-	-	-	-	-	-	-	-	-	1	-	-	-	-	1	-	-	-	-	1	1
	抽氣扇供電位 Power Supply Point For Exhaust Fan	-	-	-	-	-	-	-	-	-	-	-	-	1	-	-	-	-	1	-	-	-	-	1	1
	浴室寶供電位 Power Supply Point For Thermo Ventilator	-	-	-	-	-	-	-	-	-	-	-	-	1	-	-	-	-	1	-	-	-	-	1	1
	電熱水爐供電位 Power Supply Point For Electric Water Heater	-	-	-	-	-	-	-	-	-	-	-	-	1	-	-	-	-	1	-	-	-	-	1	1
	電熱水爐溫度掣 Electric Water Heater Wired Remote Control	-	-	-	-	-	-	-	-	-	-	-	-	1	-	-	-	-	1	-	-	-	-	1	1
	燈位 Lighting Point	-	-	-	-	-	-	-	-	-	-	-	-	3	-	-	-	-	3	-	-	-	-	3	3
	13A 單位電插座連開關掣 13A Single Switched Socket Outlet	-	-	-	-	-	-	-	-	-	-	-	-	1	-	-	-	-	1	-	-	-	-	1	1
	13A 單位電插座連開關掣及 USB 13A Single Switched Socket Outlet With USB Outlet	-	-	-	-	-	-	-	-	-	-	-	-	1	-	-	-	-	1	-	-	-	-	1	1

備註：
• 上表 “1， 2...” 表示提供於該住宅單位內的裝置數量。
• 上表所顯示的 " - " 代表「不適用」或「不提供」。

Notes:
• “1,2...” as shown in the schedule above denotes the quantity of such provision(s) provided in the residential unit.
• The symbol " - " as shown in the schedule above denotes “Not applicable” or “Not provided”.

住宅單位機電裝置數量說明表
Schedule of Mechanical & Electrical Provisions of Residential Units

位置 Location	描述 Description	6 樓 6/F						7 樓至 12 樓, 15 樓至 22 樓 7/F-12/F, 15/F-22/F						23 樓, 25 樓至 27 樓 23/F, 25/F-27/F					28 樓 28/F					29 樓 29/F	30 樓 30/F	
		A	B	C	D	E	F	A	B	C	D	E	F	A	B	C	D	E	A	B	C	D	E	A	A	
浴室 3 BATHROOM 3 (BATH 3)	13A 單位電插座連開關掣 13A Single Switched Socket Outlet	-	-	-	-	-	-	-	-	-	-	-	-	-	-	-	-	-	-	-	-	-	-	1	1	
	13A 單位電插座連開關掣及 USB 13A Single Switched Socket Outlet With USB Outlet	-	-	-	-	-	-	-	-	-	-	-	-	-	-	-	-	-	-	-	-	-	-	1	1	
	櫃燈供電位 Power Supply Point For Cabinet Light	-	-	-	-	-	-	-	-	-	-	-	-	-	-	-	-	-	-	-	-	-	-	1	1	
	抽氣扇供電位 Power Supply Point For Exhaust Fan	-	-	-	-	-	-	-	-	-	-	-	-	-	-	-	-	-	-	-	-	-	-	1	1	
	浴室寶供電位 Power Supply Point For Thermo Ventilator	-	-	-	-	-	-	-	-	-	-	-	-	-	-	-	-	-	-	-	-	-	-	1	1	
	電熱水爐供電位 Power Supply Point For Electric Water Heater	-	-	-	-	-	-	-	-	-	-	-	-	-	-	-	-	-	-	-	-	-	-	1	1	
	電熱水爐溫度掣 Electric Water Heater Wired Remote Control	-	-	-	-	-	-	-	-	-	-	-	-	-	-	-	-	-	-	-	-	-	-	1	1	
	燈位 Lighting Point	-	-	-	-	-	-	-	-	-	-	-	-	-	-	-	-	-	-	-	-	-	-	3	3	
	浴室 4 BATHROOM 4 (BATH 4)	13A 單位電插座連開關掣 13A Single Switched Socket Outlet	-	-	-	-	-	-	-	-	-	-	-	-	-	-	-	-	-	-	-	-	-	-	1	1
		13A 單位電插座連開關掣及 USB 13A Single Switched Socket Outlet With USB Outlet	-	-	-	-	-	-	-	-	-	-	-	-	-	-	-	-	-	-	-	-	-	-	1	1
櫃燈供電位 Power Supply Point For Cabinet Light		-	-	-	-	-	-	-	-	-	-	-	-	-	-	-	-	-	-	-	-	-	-	1	1	
抽氣扇供電位 Power Supply Point For Exhaust Fan		-	-	-	-	-	-	-	-	-	-	-	-	-	-	-	-	-	-	-	-	-	-	1	1	
浴室寶供電位 Power Supply Point For Thermo Ventilator		-	-	-	-	-	-	-	-	-	-	-	-	-	-	-	-	-	-	-	-	-	-	1	1	
電熱水爐供電位 Power Supply Point For Electric Water Heater		-	-	-	-	-	-	-	-	-	-	-	-	-	-	-	-	-	-	-	-	-	-	1	1	
電熱水爐溫度掣 Electric Water Heater Wired Remote Control		-	-	-	-	-	-	-	-	-	-	-	-	-	-	-	-	-	-	-	-	-	-	1	1	
燈位 Lighting Point		-	-	-	-	-	-	-	-	-	-	-	-	-	-	-	-	-	-	-	-	-	-	3	3	
化妝間 POWDER ROOM (POWD.)		13A 單位電插座連開關掣 13A Single Switched Socket Outlet	-	-	-	-	-	-	-	-	-	-	-	-	1	-	-	-	-	1	-	-	-	-	1	1
		13A 單位電插座連開關掣及 USB 13A Single Switched Socket Outlet With USB Outlet	-	-	-	-	-	-	-	-	-	-	-	-	1	-	-	-	-	-	-	-	-	-	1	1
	櫃燈 / 裝飾燈供電位 Power Supply Point For Cabinet Light / Decorative Light	-	-	-	-	-	-	-	-	-	-	-	-	1	-	-	-	-	-	-	-	-	-	1	1	
	抽氣扇供電位 Power Supply Point For Exhaust Fan	-	-	-	-	-	-	-	-	-	-	-	-	1	-	-	-	-	1	-	-	-	-	1	1	

備註：
• 上表 “1， 2...” 表示提供於該住宅單位內的裝置數量。
• 上表所顯示的 " - " 代表「不適用」或「不提供」。

Notes:
• “1,2...” as shown in the schedule above denotes the quantity of such provision(s) provided in the residential unit.
• The symbol " - " as shown in the schedule above denotes “Not applicable” or “Not provided”.

住宅單位機電裝置數量說明表
Schedule of Mechanical & Electrical Provisions of Residential Units

位置 Location	描述 Description	6 樓 6/F						7 樓至 12 樓, 15 樓至 22 樓 7/F-12/F, 15/F-22/F						23 樓, 25 樓至 27 樓 23/F, 25/F-27/F					28 樓 28/F					29 樓 29/F	30 樓 30/F
		A	B	C	D	E	F	A	B	C	D	E	F	A	B	C	D	E	A	B	C	D	E	A	A
化妝間 POWDER ROOM (POWD.)	電熱水爐供電位 Power Supply Point For Electric Water Heater	-	-	-	-	-	-	-	-	-	-	-	-	1	-	-	-	-	1	-	-	-	-	1	1
	燈位 Lighting Point	-	-	-	-	-	-	-	-	-	-	-	-	3	-	-	-	-	1	-	-	-	-	3	3
洗手間 LAVATORY (LAV.)	洗衣機及乾衣機 13A 雙位電插座連開關掣 13A Twin Switched Socket Outlet For Washing Machine & Dryer	-	-	-	-	-	-	-	-	-	-	-	-	-	1	-	-	-	-	1	-	-	-	-	-
	抽氣扇供電位 Power Supply Point For Exhaust Fan	1	-	-	-	-	-	1	-	-	-	-	-	1	1	-	-	-	1	1	-	-	-	1	1
	電熱水爐供電位 Power Supply Point For Electric Water Heater	1	-	-	-	-	-	1	-	-	-	-	-	1	1	-	-	-	1	1	-	-	-	1	1
	燈位 Lighting Point	1	-	-	1	-	-	1	-	-	1	-	-	1	1	1	-	-	1	1	1	-	-	2	2
	洗衣機接駁點 (來去水位) Washing Machine Connection Point (Water Inlet & Outlet)	-	-	-	-	-	-	-	-	-	-	-	-	-	1	-	-	-	-	1	-	-	-	-	-
開放式廚房 OPEN KITCEHN (OPEN KIT.)	門鈴 Door Bell	-	-	-	-	1	1	-	-	-	-	1	1	-	-	-	1	1	-	-	-	1	1	-	-
	門鈴 5A 接線蘇 5A Fused Spur Unit For Door Bell	-	-	-	-	1	1	-	-	-	-	1	1	-	-	-	1	1	-	-	-	1	1	-	-
	13A 雙位電插座連開關掣及 USB 13A Twin Switched Socket Outlet With USB Outlet	-	-	1	-	1	1	-	-	1	-	1	1	-	-	-	1	1	-	-	-	1	1	-	-
	雪櫃 13A 單位電插座連開關掣 13A Single Switched Socket Outlet For Refrigerator	-	-	-	-	1	1	-	-	-	-	1	1	-	-	-	1	1	-	-	-	1	1	-	-
	酒櫃 13A 單位電插座連開關掣 13A Single Switched Socket Outlet For Wine Cellar	-	-	1	-	1	1	-	-	1	-	1	1	-	-	-	1	1	-	-	-	1	1	-	-
	洗衣乾衣機 13A 單位電插座連開關掣 13A Single Switched Socket Outlet For Washer & Dryer	-	-	-	-	1	1	-	-	-	-	1	1	-	-	-	1	1	-	-	-	1	1	-	-
	抽油煙機 13A 單位電插座連開關掣 13A Single Switched Socket Outlet For Cooker Hood	-	-	1	-	1	1	-	-	1	-	1	1	-	-	-	1	1	-	-	-	1	1	-	-
	櫃燈供電位 Power Supply Point For Cabinet Light	-	-	1	-	1	1	-	-	1	-	1	1	-	-	-	1	1	-	-	-	1	1	-	-
	煤氣煮食爐供電位 Power Supply Point for Gas Hob	-	-	2	-	-	-	-	-	2	-	-	-	-	-	-	-	-	-	-	-	-	-	-	-
	電磁煮食爐供電位 Power Supply Point For Induction Hob	-	-	-	-	1	1	-	-	-	-	1	1	-	-	-	1	1	-	-	-	1	1	-	-
	蒸焗爐供電位 Power Supply Point For Steam Combination Oven	-	-	1	-	-	-	-	-	1	-	-	-	-	-	-	-	-	-	-	-	-	-	-	-
	蒸爐供電位 Power Supply Point For Steam Oven	-	-	-	-	1	1	-	-	-	-	1	1	-	-	-	1	1	-	-	-	1	1	-	-
	電磁煮食爐開關掣 Switch For Induction Hob	-	-	-	-	1	1	-	-	-	-	1	1	-	-	-	1	1	-	-	-	1	1	-	-
	蒸焗爐開關掣 Switch For Steam Combination Oven	-	-	1	-	-	-	-	-	1	-	-	-	-	-	-	-	-	-	-	-	-	-	-	-

備註：
• 上表 “1， 2...” 表示提供於該住宅單位內的裝置數量。
• 上表所顯示的 “-” 代表「不適用」或「不提供」。

Notes:
• “1,2...” as shown in the schedule above denotes the quantity of such provision(s) provided in the residential unit.
• The symbol “-” as shown in the schedule above denotes “Not applicable” or “Not provided”.

住宅單位機電裝置數量說明表
Schedule of Mechanical & Electrical Provisions of Residential Units

位置 Location	描述 Description	6 樓 6/F						7 樓至 12 樓, 15 樓至 22 樓 7/F-12/F, 15/F-22/F						23 樓, 25 樓至 27 樓 23/F, 25/F-27/F					28 樓 28/F					29 樓 29/F	30 樓 30/F
		A	B	C	D	E	F	A	B	C	D	E	F	A	B	C	D	E	A	B	C	D	E	A	A
開放式廚房 OPEN KITCEHN (OPEN KIT.)	蒸爐開關掣 Switch For Steam Oven	-	-	-	-	1	1	-	-	-	-	1	1	-	-	-	1	1	-	-	-	1	1	-	-
	配電箱 Miniature Circuit Breakers Board	-	-	-	-	1	1	-	-	-	-	1	1	-	-	-	1	1	-	-	-	1	1	-	-
	洗衣乾衣機接駁點 (來去水位) Washer & Dryer Connection Point (Water Inlet & Outlet)	-	-	-	-	1	1	-	-	-	-	1	1	-	-	-	1	1	-	-	-	1	1	-	-
	煤氣接駁點 Towngas Connection Point	-	-	1	-	-	-	-	-	1	-	-	-	-	-	-	-	-	-	-	-	-	-	-	-
廚房 KITCHEN (KIT.)	門鈴 Door Bell	1	1	-	1	-	-	1	1	-	1	-	-	1	1	1	-	-	1	1	1	-	-	1	1
	門鈴 5A 接線蘇 5A Fused Spur Unit For Door Bell	1	1	-	1	-	-	1	1	-	1	-	-	1	1	1	-	-	1	1	1	-	-	1	1
	13A 雙位電插座連開關掣 13A Twin Switched Socket Outlet	-	-	-	-	-	-	-	-	-	-	-	-	-	-	-	-	-	-	-	-	-	-	1	1
	13A 雙位電插座連開關掣及 USB 13A Twin Switched Socket Outlet With USB Outlet	2	2	-	2	-	-	3	2	-	2	-	-	3	2	2	-	-	3	2	2	-	-	3	3
	雪櫃 13A 單位電插座連開關掣 13A Single Switched Socket Outlet For Refrigerator	1	1	-	1	-	-	1	1	-	1	-	-	1	1	1	-	-	1	1	1	-	-	1	1
	酒櫃 13A 單位電插座連開關掣 13A Single Switched Socket Outlet For Wine Conditioning Unit / Wine Cellar	1	-	-	1	-	-	1	-	-	1	-	-	1	1	1	-	-	1	1	1	-	-	1	1
	洗碗碟機 13A 單位電插座連開關掣 13A Single Switched Socket Outlet For Dishwasher	1	1	-	1	-	-	1	1	-	1	-	-	1	1	1	-	-	1	1	1	-	-	1	1
	抽油煙機 13A 單位電插座連開關掣 13A Single Switched Socket Outlet For Cooker Hood	1	1	-	1	-	-	1	1	-	1	-	-	1	1	1	-	-	1	1	1	-	-	1	1
	智能控制箱供電位 Power Supply Point For Home Automation Control Panel	1	-	-	-	-	-	1	-	-	-	-	-	1	-	-	-	-	1	-	-	-	-	1	1
	櫃燈 / 天花燈供電位 Power Supply Point For Cabinet Light / Ceiling Light	2	1	-	1	-	-	2	1	-	1	-	-	2	1	1	-	-	2	1	1	-	-	1	1
	電熱水爐供電位 Power Supply Point for Electric Water Heater	-	1	-	-	-	-	-	1	-	-	-	-	-	-	-	-	-	-	-	-	-	-	-	-
	抽氣扇供電位 Power Supply Point For Exhaust Fan	-	1	-	1	-	-	-	1	-	1	-	-	-	1	1	-	-	-	1	1	-	-	1	1
	室內冷氣機供電位 Power Supply Point For Indoor Air-conditioner Unit	-	-	-	-	-	-	-	-	-	-	-	-	-	-	-	-	-	-	-	-	-	-	1	1
	煤氣煮食爐供電位 Power Supply Point for Gas Hob	3	2	-	2	-	-	3	2	-	2	-	-	3	2	2	-	-	3	2	2	-	-	3	3
	蒸焗爐供電位 Power Supply Point For Steam Combination Oven	-	1	-	1	-	-	-	1	-	1	-	-	-	1	1	-	-	-	1	1	-	-	-	-
	蒸爐連微波爐供電位 Power Supply Point For Steam Oven With Microwave	1	-	-	-	-	-	1	-	-	-	-	-	1	-	-	-	-	1	-	-	-	-	1	1

備註：
• 上表 “1， 2...” 表示提供於該住宅單位內的裝置數量。
• 上表所顯示的 " - " 代表「不適用」或「不提供」。

Notes:
• “1,2...” as shown in the schedule above denotes the quantity of such provision(s) provided in the residential unit.
• The symbol " - " as shown in the schedule above denotes “Not applicable” or “Not provided”.



住宅單位機電裝置數量說明表
Schedule of Mechanical & Electrical Provisions of Residential Units

位置 Location	描述 Description	6 樓 6/F						7 樓至 12 樓, 15 樓至 22 樓 7/F-12/F, 15/F-22/F						23 樓, 25 樓至 27 樓 23/F, 25/F-27/F					28 樓 28/F					29 樓 29/F	30 樓 30/F
		A	B	C	D	E	F	A	B	C	D	E	F	A	B	C	D	E	A	B	C	D	E	A	A
廚房 KITCHEN (KIT.)	焗爐供電位 Power Supply Point For Oven	1	-	-	-	-	-	1	-	-	-	-	-	1	-	-	-	-	1	-	-	-	-	1	1
	蒸焗爐開關掣 Switch For Steam Combination Oven	-	1	-	1	-	-	-	1	-	1	-	-	-	1	1	-	-	-	1	1	-	-	-	-
	蒸爐連微波爐開關掣 Switch For Steam Oven With Microwave	1	-	-	-	-	-	1	-	-	-	-	-	1	-	-	-	-	1	-	-	-	-	1	1
	焗爐開關掣 Switch For Oven	1	-	-	-	-	-	1	-	-	-	-	-	1	-	-	-	-	1	-	-	-	-	1	1
	窗簾供電位 Power Supply Point For Curtain	1	1	-	1	-	-	1	1	-	1	-	-	1	1	1	-	-	1	1	1	-	-	1	1
	備用家居智能化窗簾控制連接點 Spare Point For Curtain Home Automation Control Connection	1	-	-	-	-	-	1	-	-	-	-	-	1	-	-	-	-	1	-	-	-	-	1	1
	燈位 Lighting Point	5	4	-	4	-	-	5	4	-	4	-	-	5	4	4	-	-	3	4	4	-	-	8	8
	燈掣 Lighting Switch	1	-	-	1	-	-	-	-	-	-	-	-	-	-	-	-	-	-	-	-	-	-	-	-
	配電箱 Miniature Circuit Breakers Board	1	1	-	1	-	-	1	1	-	1	-	-	1	1	1	-	-	1	1	1	-	-	1	1
	煤氣接駁點 Towngas Connection Point	1	1	-	1	-	-	1	1	-	1	-	-	1	1	1	-	-	1	1	1	-	-	1	1
工作平台 UTILITY PLATFORM (U.P.)	燈位 Lighting Point	-	-	-	-	-	1	1	1	1	1	1	1	1	1	1	1	1	1	1	1	1	1	1	
露台 BALCONY (BAL.)	燈位 Lighting Point	-	-	-	-	-	1	1	1	1	1	1	1	1	1	1	1	1	1	1	1	1	1	1	
平台 FLAT ROOF	13A 防水單位電插座 13A Weatherproof Single Socket Outlet	3	1	1	2	1	-	-	-	-	-	-	-	-	-	-	-	-	-	-	-	-	2	-	
	燈位 Lighting Point	10	3	3	6	4	-	-	-	-	-	-	-	-	-	-	-	-	-	-	-	-	6	-	
	煤氣接駁點 Towngas Connection Point	1	-	-	1	-	-	-	-	-	-	-	-	-	-	-	-	-	-	-	-	-	1	-	

備註：
• 上表 “1， 2...” 表示提供於該住宅單位內的裝置數量。
• 上表所顯示的 " - " 代表「不適用」或「不提供」。

Notes:
• “1,2...” as shown in the schedule above denotes the quantity of such provision(s) provided in the residential unit.
• The symbol " - " as shown in the schedule above denotes “Not applicable” or “Not provided”.



住宅單位機電裝置數量說明表
Schedule of Mechanical & Electrical Provisions of Residential Units

位置 Location	描述 Description	6 樓 6/F						7 樓至 12 樓, 15 樓至 22 樓 7/F-12/F, 15/F-22/F						23 樓, 25 樓至 27 樓 23/F, 25/F-27/F					28 樓 28/F					29 樓 29/F	30 樓 30/F
		A	B	C	D	E	F	A	B	C	D	E	F	A	B	C	D	E	A	B	C	D	E	A	A
往天台樓梯 STAIRCASE TO ROOF	燈位 Lighting Point	-	-	-	-	-	-	-	-	-	-	-	-	-	-	-	-	-	-	-	-	-	-	-	4
	燈掣 Lighting Switch	-	-	-	-	-	-	-	-	-	-	-	-	-	-	-	-	-	-	-	-	-	-	-	1
天台 ROOF	13A 防水單位電插座 13A Weatherproof Single Socket Outlet	-	-	-	-	-	-	-	-	-	-	-	-	-	-	-	-	-	-	-	-	-	-	-	5
	泳池系統供電位 Power Supply Point For Swimming Pool System	-	-	-	-	-	-	-	-	-	-	-	-	-	-	-	-	-	-	-	-	-	-	-	2
	燈位 Lighting Point	-	-	-	-	-	-	-	-	-	-	-	-	-	-	-	-	-	-	-	-	-	-	-	11
	泳池燈位 Lighting Point At Swimming Pool	-	-	-	-	-	-	-	-	-	-	-	-	-	-	-	-	-	-	-	-	-	-	-	2
	煤氣接駁點 Towngas Connection Point	-	-	-	-	-	-	-	-	-	-	-	-	-	-	-	-	-	-	-	-	-	-	-	1

備註：
• 上表 “1， 2...” 表示提供於該住宅單位內的裝置數量。
• 上表所顯示的 " - " 代表「不適用」或「不提供」。

Notes:
• “1,2...” as shown in the schedule above denotes the quantity of such provision(s) provided in the residential unit.
• The symbol " - " as shown in the schedule above denotes “Not applicable” or “Not provided”.

食水及沖廁水由水務署供應。
電力由香港電燈有限公司供應。
煤氣由香港中華煤氣有限公司供應。

Potable and flushing water is supplied by Water Supplies Department.
Electricity is supplied by The Hongkong Electric Company Limited.
Towngas is supplied by The Hong Kong and China Gas Company Limited.

賣方有法律責任繳付住宅物業直至該住宅物業買賣完成日(即該物業轉讓契日期)(包括該日)為止之地稅。

The vendor is liable for the Government rent payable for the specified residential property up to and including the completion date of the sale and purchase of the specified residential property (i.e. the date of the assignment of that property).



1. 在向買方交付指明住宅物業在空置情況下的管有權時，買方須負責向擁有人補還水、電力及氣體的按金。
2. 在交付時，買方無須向擁有人支付清理廢料的費用。
3. 水、電力及氣體的按金及清理廢料的費用的款項於售樓說明書印製日尚未決定。

備註：

根據發展項目之公契擬稿，在交付時，買方須向發展項目的管理人（而非擁有人）支付清理廢料的費用。
而如擁有人已支付清理廢料的費用，買方須向擁有人補還清理廢料的費用。

1. On the delivery of the vacant possession of the specified residential property to the purchaser, the purchaser is liable to reimburse the owner for the deposits for water, electricity and gas.
2. On that delivery, the purchaser is not liable to pay to the owner a debris removal fee.
3. The amount of deposit for water, electricity, gas and debris removal fee is yet to be ascertained at the date on which the sales brochure is printed.

Note:

Pursuant to the draft Deed of Mutual Covenant of the Development, on that delivery, the purchaser should pay to the manager of the Development (not the owner) the debris removal fee and where the owner has paid that debris removal fee, the purchaser shall reimburse the owner for the same.

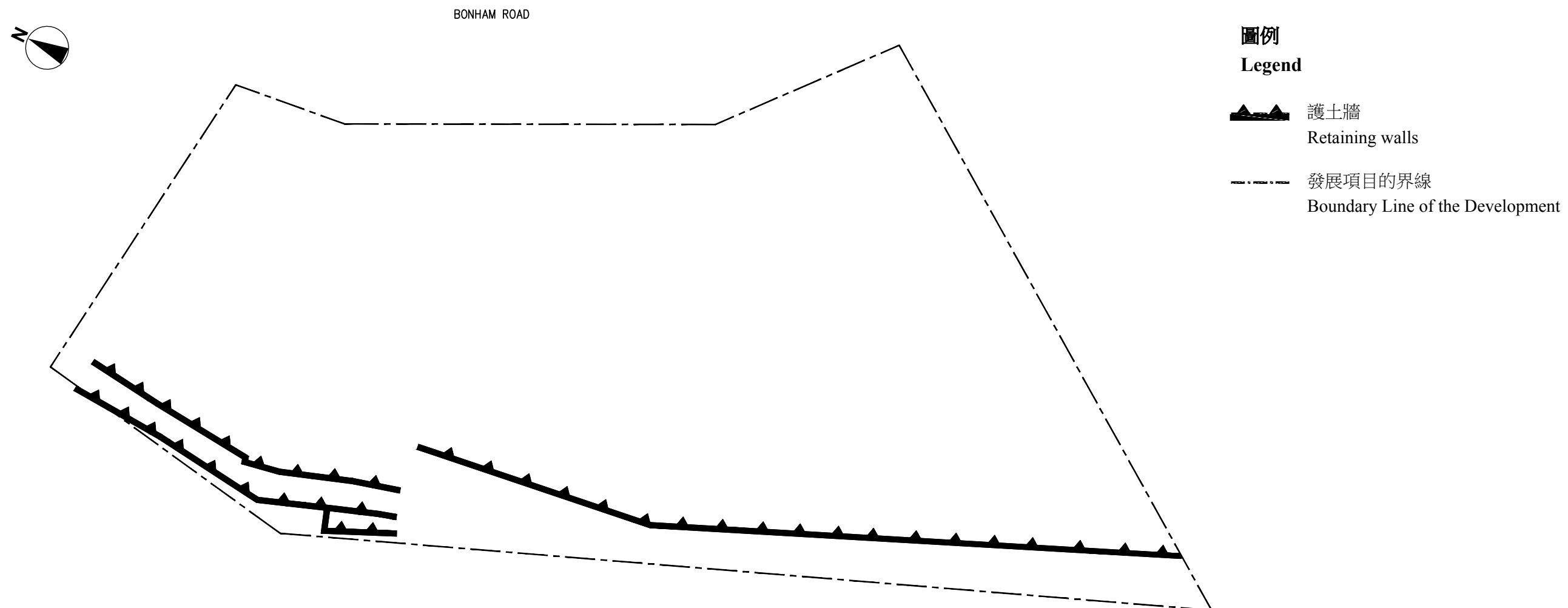


凡住宅物業或於買賣合約列出裝設於物業內的裝置、裝修物料或設備有欠妥之處，而該欠妥之處並非由買方行為或疏忽造成，則賣方在接獲買方在買賣成交日期後的 6 個月內送達的書面通知後，須於合理地切實可行的範圍內，盡快自費作出補救。

The vendor shall at its own cost and as soon as reasonably practicable after receipt of a written notice served by the purchaser within 6 months after the date of completion of the sale and purchase of any residential property of the Development, remedy any defects to such residential property, or the fittings, finishes or appliances incorporated into the property as set out in the agreement for sale and purchase concerned, caused otherwise than by the act or neglect of the purchaser.


1. 批地文件規定，發展項目中的住宅物業的擁有人須自費維修任何斜坡，該規定的條款如下：
在完成興建上述院宅或物業、搭建物及建築物後，承授人須不時於批地文件批出的餘下租契年期內，透過和連同各種所需的維修、清潔和修正，於有需要時自費妥善進行維修、保護、承托、保養、鋪設、清除、擦淨、清潔、清理、改善，以及保持上述院宅及物業、搭建物及建築物及其所屬或毗連的所有牆壁、欄杆、照明裝置等，以在所有方面使政府滿意。
2. 每名擁有人均須分擔維修工程的費用。
3. 斜坡、護土牆或有關構築物（如有）之位置，請參閱本節之附圖。
4. 根據公契，發展項目的管理人獲擁有人授權進行維修工程。

1. The Land Grant requires the owners of the residential properties in the Development to maintain any slope at their own cost. The terms of the requirement are as follows:
The grantee shall from time to time, and at all times, from and after the said message or tenement, erections and buildings on the Lot shall be respectively completed and finished, during the remainder of the term granted by the Land Grant, when, where and as often as need or occasion shall be and require, at his own costs, well and sufficiently repair, uphold, support, maintain, pave, purge, scour, cleanse, empty, amend and keep the said message(s) and tenement(s), erections and buildings, and all the walls, rails, lights etc., thereunto belonging, and which shall in any wise belong or appertain unto the same, in, by and with all and all manner of needful and necessary reparations, cleansings and amendments whatsoever, the whole to be done to the satisfaction of the Government.
2. Each of the owners is obliged to contribute towards the costs of the maintenance work.
3. Please refer to the plan in this section for the location of the slope structures, retaining walls or related structures (if any).
4. Under the Deed of Mutual Covenant, the manager of the development has the owners' authority to carry out the maintenance work.



備註：
上圖僅作顯示斜坡、護土牆或有關構築物的位置，圖中所示之其他事項未必能反映其最新狀況。

Remark:
The plan is for showing the locations of the slope structures, retaining walls or related structures only.
Other matters shown in this plan may not reflect their latest conditions.



本發展項目現時並沒有向政府提出申請修訂批地文件。

No existing application to the Government for a modification of the Land Grant for this Development has been made.



1. 發展項目的住宅物業之平台內存有公用地方及設施

於發展項目中部分住宅單位之平台內存有屬公用地方及設施之範圍(「上述公用地方及設施」)，以及進出該等公用地方及設施或須通過該等住宅單位。有關上述公用地方及設施的位置，請參閱本售樓說明書的「發展項目的住宅物業的樓面平面圖」章節。根據發展項目的公契，發展項目管理人有權經合理預先書面通知(緊急情況除外)帶同或不帶同工人在所有合理時間內進入發展項目的所有及任何部分(包括任何單位)，以行使或執行其按公契下有的任何權利或義務，包括但不限於對發展項目或公用地方及設施任何部分進行必要的維修或減少對公用地方及設施或其他業主的妨礙或干擾。

1. Common Areas and Facilities within Flat Roof of the Residential Properties in the Development

There are areas which are common areas and facilities (“the said Common Areas and Facilities”) within the flat roof of some of the Residential Units in the Development and that access to the said Common Areas and Facilities may require passage through the said Residential Units. For location of the said Common Areas and Facilities, please refer to the "Floor plans of residential properties in the development" section of this sales brochure. Pursuant to the DMC of the Development, the Manager of the Development has the power to enter with or without workmen at all reasonable times on prior written reasonable notice (except in the case of emergency) upon all and any parts of the Development including any Unit to exercise or carry out any of its powers or duties under the DMC, including without limitation to carry out necessary repairs to any part or parts of the Development or the Common Areas and Facilities or to abate any hazard or nuisance which does or may affect the Common Areas and Facilities or other Owners.



賣方為施行《一手住宅物業銷售條例》(第 621 章)第 2 部而就發展項目指定的互聯網網站的網址：
www.theMVP.hk

The address of the website designated by the vendor for the Development for the purposes of Part 2 of the
Residential Properties (First-hand Sales) Ordinance (Cap. 621): www.theMVP.hk

獲寬免總樓面面積的設施分項

於印製售樓說明書前呈交予並已獲建築事務監督批准的一般建築圖則上有關總樓面面積寬免的分項的最新資料，請見下表。如印製售樓說明書時尚未呈交最終修訂圖則予建築事務監督，則有 (#) 號的資料可以由認可人士提供的資料作為基礎。直至最終修訂圖則於發出佔用許可證前呈交予並獲建築事務監督批准前，以下分項資料仍可能有所修改。

根據《建築物（規劃）規例》第 23(3)(b) 條不計算的總樓面面積		面積（平方米）
1(#)	停車場及上落客貨地方（公共交通總站除外）	1035.905
2	機房及相類設施	不適用
2.1	所佔面積受相關《認可人士、註冊結構工程師及註冊岩土工程師作業備考》（《作業備考》）或規例限制的強制性設施或必要機房，例如升降機機房、電訊及廣播設備室（訊播室）、為流動通訊接達設施而設的訊播室、天台電訊設備室、中層電訊設備室、垃圾房等	101.885
2.2(#)	所佔面積不受任何《作業備考》或規例限制的強制性設施或必要機房，例如僅由消防裝置及設備佔用的房間、電錶房、電力變壓房、食水及鹹水缸等	116.691
2.3	非強制性或非必要機房，例如空調機房、送風櫃房等	N/A
根據聯合作業備考第 1 及第 2 號提供的環保設施		面積（平方米）
3	露台	134.815
4	加闊的公用走廊及升降機大堂	不適用
5	公用空中花園	不適用
6	隔聲簷	不適用
7	翼牆、捕風器及風斗	不適用
8	非結構預製外牆	59.422
9	工作平台	87.750
10	隔音屏障	不適用
適意設施		面積（平方米）
11	管理員宿舍、供保安人員和管理處員工使用的櫃位、辦事處、貯物室、警衛室和廁所，以及業主立案法團辦事處	27.409
12	住戶康樂設施，包括僅供康樂設施使用的中空空間、機房、游泳池的濾水機房、有蓋人行道等	479.416
13	有蓋園景區及遊樂場地	24.561
14	橫向屏障 / 有蓋人行道及花棚	-
15	擴大升降機槽	92.076
16	煙囪管道	-
17	其他非強制性或非必要機房，例如鍋爐房、衛星電視共用天線房	-
18(#)	強制性設施或必要機房所需的管槽及氣槽	40.570
19	非強制性設施或非必要機房所需的管槽及氣槽	Δ
20	環保系統及設施所需的機房、管槽及氣槽	-
21	複式住宅單位及洋房的中空空間	-
22	遮陽篷及反光罩	不適用
23(#)	小型伸出物，例如空調機箱、空調機平台、窗檻及伸出的窗台	不適用
24	《作業備考》APP-19 第 3(b) 及 (c) 段沒有涵蓋的其他伸出物，如空調機箱及空調機平台，及維修通道	-

其他項目		面積（平方米）
25(#)	庇護層，包括庇護層兼空中花園	不適用
26	大型伸出 / 外懸設施下的有蓋地方	不適用
27	公共交通總站	不適用
28(#)	公用構築物及公用樓梯	不適用
29(#)	僅供獲接納不計入總樓面面積的樓層使用的樓梯、升降機槽及垂直管道的水平面積	不適用
30	公眾通道	不適用
31	有蓋的後移部分	不適用
額外總樓面面積		面積（平方米）
32	額外總樓面面積	不適用
根據聯合作業備考 (第 8 號) 提供的額外環保設施		面積（平方米）
33	採用「組裝合成」建築法的樓宇	不適用

備註：
上述表格是根據屋宇署所發出的《認可人士、註冊結構工程師及註冊岩土工程師作業備考》ADM-2 規定的要求而制訂的。屋宇署會按實際需要不時更改有關要求。

Δ 面積會於最終修訂圖則及申請佔用許可證前列明。

有關建築物的環境評估

發展項目獲得綠建環評 1.1 版（新建建築）暫定金級。



發展項目的公用部分的預計能量表現或消耗

於印製售樓說明書前呈交予建築事務監督發展項目的公用部份的預計能量表現或消耗的最近期資料：

第 I 部分	
提供中央空調	否
提供具能源效益的設施	是
擬安裝的具能源效益的設施：-	1. 高效能的空調設備 2. LED 燈

第 II 部分：擬興建樓宇 / 部分樓宇預計每年能源消耗量 ^(註腳 1)					
位置	使用有關裝置的內部樓面面積 (平方米)	基線樓宇 ^(註腳 2) 每年能源消耗量		擬興建樓宇每年能源消耗量	
		電力 千瓦小時 / 平方米 / 年	煤氣 / 石油氣 用量單位 / 平方米 / 年	電力 千瓦小時 / 平方米 / 年	煤氣 / 石油氣 用量單位 / 平方米 / 年
有使用中央屋宇 裝備裝置 ^(註腳 3) 的部分	2409.3	208.2	不適用	188.0	不適用

第 III 部分：以下裝置乃按機電工程署公布的相關實務守則設計			
裝置類型	是	否	不適用
照明裝置	✓	-	-
空調裝置	✓	-	-
電力裝置	✓	-	-
升降機及自動梯的裝置	✓	-	-
以總能源為本的方法	-	-	✓

註腳：

1. 一般而言，一棟樓宇的預計“每年能源消耗量”愈低，其節約能源的效益愈高。如一棟樓宇預計的“每年能源消耗量”低於該樓宇的“基線樓宇每年能源消耗量”，則代表預計該樓宇的能源應用較其基線樓宇有效，削減幅度愈大則代表有關樓宇能源節約的效益愈高。預計每年能源消耗量 [以耗電量 (千瓦小時 / 平方米 / 年) 及煤氣 / 石油氣消耗量 (用量單位 / 平方米 / 年) 計算]，指將發展項目的每年能源消耗總量除以使用有關裝置的內部樓面面積所得出的商，其中：- (a) “每年能源消耗量”與新建樓宇 BEAM Plus 標準（現行版本）中的「年能源消耗」具有相同涵義；及 (b) 樓宇、空間或單位的“內部樓面面積”，指外牆及／或共用牆的內壁之內表面起量度出來的樓面面積。

2. “基準樓宇”與新建樓宇 BEAM Plus 標準（現行版本）中的“基準建築物模式（零分標準）”具有相同涵義。

3. “中央屋宇裝備裝置”與機電工程署發出的《屋宇裝備裝置能源效益實務守則》中的涵義相同。

Breakdown of GFA Concessions Obtained for All Features

Latest information on breakdown of GFA concessions as shown on the general building plans submitted to and approved by the Building Authority (BA) prior to the printing of the sales brochure is tabulated below. Information marked (#) may be based on information provided by the authorized person if the sales brochure is printed prior to submission of the final amendment plans to the BA. The breakdown of GFA concessions may be subject to further changes until final amendment plans are submitted to and approved by the BA prior to the issuance of the occupation permit for the development.

Disregarded GFA under Building (Planning) Regulations 23(3)(b)		Area (m ²)
1(#)	Carpark and loading/ unloading area excluding public transport terminus	1035.905
2	Plant rooms and similar services	N/A
2.1	Mandatory feature or essential plant room, area of which is limited by respective Practice Notes for Authorized Persons, Registered Structural Engineers and Registered Geotechnical Engineers (PNAP) or regulation such as lift machine room, telecommunications and broadcasting (TBE) room, TBE room for access facilities for mobile services, rooftop telecommunications equipment room, intermediate telecommunications equipment room, refuse storage chamber, etc.	101.885
2.2(#)	Mandatory feature or essential plant room, area of which is NOT limited by any PNAP or regulation such as room occupied solely by fire services installations (FSI) and equipment, meter room, transformer room, potable and flushing water tank, etc.	116.691
2.3	Non-mandatory or non-essential plant room such as air-conditioning (A/C) plant room, air handling unit (AHU) room, etc.	N/A
Green Features under Joint Practice Notes 1 and 2		Area (m ²)
3	Balcony	134.815
4	Wider common corridor and lift lobby	N/A
5	Communal sky garden	N/A
6	Acoustic fin	N/A
7	Wing wall, wind catcher and funnel	N/A
8	Non-structural prefabricated external wall	59.422
9	Utility platform	87.750
10	Noise barrier	N/A
Amenity Features		Area (m ²)
11	Caretaker's quarters, counter, office, store, guard room and lavatory for watchman and management staff and owners' corporation office	27.409
12	Residential recreational facilities including void, plant room, swimming pool filtration plant room, covered walkway, etc. serving solely the recreational facilities	479.416
13	Covered landscaped and play area	24.561
14	Horizontal screen/covered walkway and trellis	-
15	Larger lift shaft	92.076
16	Chimney shaft	-
17	Other non-mandatory or non-essential plant room, such as boiler room, satellite master antenna television (SMATV) room	-
18(#)	Pipe duct, air duct and vertical riser for mandatory feature or essential plant room	40.570
19	Pipe duct, air duct for non-mandatory or non-essential plant room	Δ
20	Plant room, pipe duct, air duct for environmentally friendly system and feature	-

Amenity Features		Area (m ²)
21	Void in duplex domestic flat and house	-
22	Sunshade and reflector	N/A
23(#)	Projecting planters and minor projection such as A/C box, A/C platform, window cill and projecting window	N/A
24	Other projection, and maintenance walkway such as A/C box and A/C platform not covered in paragraph 3(b) and (c) of PNAP APP-19	-
Other Exempted Items		Area (m ²)
25(#)	Refuge floor including refuge floor cum sky garden	N/A
26	Covered area under large projecting / overhanging feature	N/A
27	Public transport terminus	N/A
28(#)	Party structure and common staircase	N/A
29(#)	Horizontal area of staircase, lift shaft and vertical duct solely serving floor accepted as not being accountable for GFA	N/A
30	Public passage	N/A
31	Covered set back area	N/A
Bonus GFA		Area (m ²)
32	Bonus GFA	N/A
Additional Green Features under Joint Practice Note (No.8)		Area (m ²)
33	Buildings adopting Modular Intergrated Construction	N/A

Note:

The above table is based on the requirements as stipulated in the Practice Note for Authorized Persons, Registered Structural Engineers and Registered Geotechnical Engineers ADM-2 issued by the Buildings Department. The Buildings Department may revise such requirements from time to time as appropriate.

Δ Area to be specified in the final amendment plans prior to the application for occupation permit.

The Environmental Assessment of the Building

The development has achieved the unclassified rating under the BEAM Plus V1.1 for New Buildings.
Provisional Gold

**Estimated Energy Performance or Consumption for the Common Parts of the Development**

Latest information on the estimated energy performance or consumption for the common parts of the development as submitted to the Building Authority prior to the printing of the sales brochures:

Part I	
Provision of Central Air Conditioning	No
Provision of Energy Efficient Features	Yes
Energy Efficient Features proposed:-	1. High coefficient of performance AC unit 2. LED lighting fitting

Part II: The predicted annual energy use of the proposed building / part of building ^(Note 1)					
Location	Internal Floor Area Served (m ²)	Annual Energy Use of Baseline Building ^(Note 2)		Annual Energy Use of Proposed Building	
		Electricity kWh / m ² / annum	Town Gas / LPG unit / m ² / annum	Electricity kWh / m ² / annum	Town Gas / LPG unit / m ² / annum
Area served by central building services installation ^(Note 3)	2409.3	208.2	Not Applicable	188.0	Not Applicable

Part III: The following installation(s) are designed in accordance with the relevant Codes of Practices published by the Electrical & Mechanical Services Department (EMSD)			
Type of Installations	YES	NO	N/A
Lighting Installations	✓	-	-
Air Conditioning Installations	✓	-	-
Electrical Installations	✓	-	-
Lift & Escalator Installations	✓	-	-
Performance-based Approach	-	-	✓

Notes:

- In general, the lower the estimated “Annual Energy Use” of the building, the more efficient of the building in terms of energy use. For example, if the estimated “annual energy use of proposed building” is less than the estimated “annual energy use of baseline building”, it means the predicted use of energy is more efficient in the proposed building than in the baseline building. The larger the reduction, the greater the efficiency.
The predicted annual energy use, in terms of electricity consumption (kWh/m²/annum) and town gas/LPG consumption (unit/m²/annum), of the development by the internal floor area served, where: (a) “total annual energy use” has the same meaning of “annual energy use” in the BEAM Plus New Buildings (current version); and (b) “internal floor area”, in relation a building, a space or a unit means the floor area of all enclosed space measured to the internal faces of enclosing external and/or party walls.
- “Baseline Building” has the same meaning as “Baseline Building Model (zero-credit benchmark)” in the BEAM Plus New Buildings (current version).
- “Central Building Services Installation” has the same meaning as that in the Code of Practice for Energy Efficiency of Building Services Installation issued by the Electrical and Mechanical Services Department.



發展項目及其周邊地區日後可能出現改變。

There may be future changes to the Development and the surrounding areas.

檢視記錄

檢視/修改日期 Examination / Revision Date	2025年8月20日印製版本之頁次 Page number in version with print date on 20 August 2025	2025年11月6日檢視版本之頁次 Page number in revised version with examination date on 6 November 2025	所作修改 Revision Made
2025年11月6日 6 November 2025	17	17	更新發展項目的所在位置圖 Location plan of the development is updated
	18	18	更新發展項目的鳥瞰照片 Aerial photograph of the development is updated
	19	-	刪除發展項目的鳥瞰照片 Aerial photograph of the development is deleted
	28,40	28,40	更新發展項目的住宅物業的樓面平面圖 Floor plans of residential properties in the development is updated
	78,80,81,82,85,86,87,88	78,80,81,82,85,86,87,88	更新裝置,裝修物料及設備 Fittings, finishes and appliances is updated

檢視/修改日期 Examination / Revision Date	2025年11月6日印製版本之頁次 Page number in version with print date on 6 November 2025	2026年2月5日檢視版本之頁次 Page number in revised version with examination date on 5 February 2026	所作修改 Revision Made
2026年2月5日 5 February 2026	17	17	更新發展項目的所在位置圖 Location plan of the development is updated

